

Landscaping

Collection 2024

HUWS  GRAY

Introduction

Welcome to the Huws Gray Landscaping brochure, your guide to premium landscaping products sourced from industry-leading suppliers. At Huws Gray, we take pride in offering an extensive range of high-quality materials and supplies that can help you transform any outdoor space. Whether you're a homeowner or a professional landscaper, you can explore our brochure to discover everything from paving and decking to fencing and garden features to bring your vision to life.

With branches nationwide, our experienced and knowledgeable team can provide you with valuable insights and guidance on all aspects of landscaping so you can choose the best products that meet your needs and budget. With Huws Gray, you can be confident that you have access to the best resources and expert advice to create a beautiful outdoor space.

Contents

5	Porcelain Paving	144	Fencing
24	Natural Stone Paving	157	Gates
42	Concrete Paving	162	Walling
62	Driveways	170	Gardening
86	Paving Accessories	173	Grass
98	Aggregates	177	Garden Furniture
102	Decking	186	Sheds
114	Balustrade	188	Tools
120	Sleepers	192	Hirebase
124	Cladding	194	Landscaper of the year

Landscaping *made easy*



Composite Decking
Find me on pages
102-107

WINNER

SPONSORED BY



LANDSCAPER 2023 OF THE YEAR



Winners of 2023 - Tropical Landscaping LTD

Carl Cooper from Tropical Landscaping says "Our aim is to ensure that our clients receive a space that meets their needs and budget. We specialise in tropical-style gardens; however, we also offer a bespoke design and build service, capable of undertaking any gardening-related projects". Find out more about Tropical Landscaping by visiting their website www.tropicallandscapingltd.com

Porcelain Paving



Amalfi


Majestic in appearance, this hardwearing marble effect paving will add style and grandeur to any garden setting.



Anthracite



Gris



Beige



Gris

COLOUR	CODE	SLAB SIZE (mm)
Anthracite	U0217937	900 x 600
Gris	U0217938	900 x 600
Beige	U0217939	900 x 600

Classic Porcelain

With all the same properties as the other Porcelain ranges, the Classic Porcelain will transform any patio or pathway at an affordable price. Available in three optional sizes and three popular colours.


COLOUR	CODE	SLAB SIZE (mm)
Anthracite	U0213026	600 x 600
Grey	U0213027	600 x 600
Ivory	U0213028	600 x 600
Anthracite	U0213030	900 x 600
Grey	U0213031	900 x 600
Ivory	U0213032	900 x 600
Anthracite	U0213034	1200 x 600
Grey	U0213035	1200 x 600
Ivory	U0213036	1200 x 600



Anthracite



Grey



Ivory



Dolomite

With ten vibrant stone colours and textures to choose from, the Dolomite porcelain large element paving range is inspired by some of the world's best examples of natural stone. A wide variety of face textures ensures a totally natural appearance.

COLOUR	CODE	SLAB SIZE (mm)
Dust	U0069996	1000 x 500
Grey	U0069997	1000 x 500
Moon	U0069998	1000 x 500
Slate	U0069999	1000 x 500
Dark	U0070000	1000 x 500
White	U0070001	1000 x 500
Sunset	U0076747	1000 x 500
French Limestone (Bourgogne)	U0076748	1000 x 500
Mars Rust	U0118877	1000 x 500
Travertine	U0121179	1000 x 500




Travertine





Slate



Mars Rust



White



Sunset

French Limestone



Moon



Dust

Deckwood

Strength and durability of porcelain meets the natural beauty and warmth of timber. The wood fibres alternate and blend with each other piece by piece and create unique compositions and colour contrasts.


COLOUR	CODE	SLAB SIZE (mm)
Cinder	U0069991	1200 x 295
Buff	U0069992	1200 x 295
Coco	U0069993	1200 x 295
Ash	U0069994	1200 x 295




Cinder



Buff



Coco




Ash



Veneto

Entry level paving that still has all the benefits of Porcelain. Available in a nice 600 x 600mm size with three contrasting colours.



Ammonite



Grey Limewash



Grey Mist



COLOUR	CODE	SLAB SIZE (mm)
Ammonite	U0093907	600 x 600
Grey Limewash	U0093908	600 x 600
Grey Mist	U0093909	600 x 600

Emilia



Crema



Gris



Graffito

Inexpensive entry level Porcelain paving in 900 x 600mm and three popular colours.

COLOUR	CODE	SLAB SIZE (mm)
Crema	U0121113	900 x 600
Gris	U0121114	900 x 600
Graffito	U0121115	900 x 600





Grey Stone Candela

Natural

This stunning tile has the appearance of lightly riven natural sandstone but with all the benefits that come with the more durable porcelain characteristics. The straight edge and single size makes for a more contemporary vista.

COLOUR	CODE	SLAB SIZE (mm)
Grey Stone Candela	U0070002	900 x 600



Grey Stone Candela

Porcelain Granite



Carbon



Silver

Available in two contrasting colour tones these pavers will provide the classic look of textured natural granite paving, without the higher maintenance and having all the advantages of porcelain tiles.

COLOUR	CODE	SLAB SIZE (mm)
Carbon	U0070004	900 x 600
Silver	U0070005	900 x 600




Carbon

Discovery

Discovery is the largest format tile which is available in four colour tones with a light textured finish. The 'Grande' 1200 x 600mm size of Discovery makes for a more dramatic impact in large gardens.

COLOUR	CODE	SLAB SIZE (mm)
Origin Grande	U0203159	1200 x 600
Sun Grande	U0203160	1200 x 600
Rust Slate	U0269298	1200 x 600
White Slate	U0269297	1200 x 600



Setts & Edging

Available in two sizes, these Porcelain Setts provide a beautiful edge to pathways and can also create a contrasting 'picture frame' around your patio. The three shades can be laid alongside almost all of the porcelain paving range.

SETTS

COLOUR	CODE	SLAB SIZE (mm)
Light Grey (Moon Major)	U0114993	200 x 100 x 20
Anthracite (Blackboard)	U0114995	200 x 100 x 20
Beige (Dust)	U0213022	200 x 100 x 20
Light Grey (Moon Major)	U0114994	100 x 100 x 20
Anthracite (Blackboard)	U0114996	100 x 100 x 20
Beige (Dust)	U0213023	100 x 100 x 20

EDGING

COLOUR	CODE	SLAB SIZE (mm)
Grey (Moon Major)	U0149534	1000 x 160
Anthracite (Blackboard)	U0149533	1000 x 160
Beige (Dust)	U0213024	1000 x 160



Grey



Sandstone


Seasonal changes can often bring a different perspective to the reflected colours of the stone. In strong summer sunlight a sandstone patio will appear to have less colour variation, whilst after rain the colours will be of a deep patina.

COLOUR	CODE	SLAB SIZE (mm)
Light Grey	U0120563	290 x 290
Light Grey	U0120564	600 x 290
Light Grey	U0120565	600 x 600
Light Grey	U0095740	900 x 600

COLOUR	CODE	PACK SIZE (m ²)
Light Grey	U0069937	20.7
Light Grey	U0120562	7.20



Light Grey



Light Grey

Sandstone *Continued*

Part of the character of Sandstone is that no two stones are coloured the same, however, when combined they create a rich tapestry of colour to make a beautiful overall hue.

COLOUR	CODE	SLAB SIZE (mm)
Raj Blend	U0120558	290 x 290
Raj Blend	U0120559	600 x 290
Raj Blend	U0120560	600 x 600
Raj Blend	U0120561	900 x 600
Raj Blend	U0069958	1200 x 600



Raj Blend

COLOUR	CODE	PACK SIZE (m ²)
Raj Blend	U0069940	20.7
Raj Blend	U0120557	7.20

Coping



COPING

COLOUR	CODE	SLAB SIZE (mm)
Raj Blend	U0269299	600 x 450 x 50

EDGING & COPING

COLOUR	CODE	SLAB SIZE (mm)
Raj Blend	U0069961	600 x 150
Raj Blend	U0069964	600 x 280



Sandstone *Continued*

COLOUR	CODE	SLAB SIZE (mm)
Golden Fossil	U0069950	290 x 290
Golden Fossil	U0069952	600 x 290
Golden Fossil	U0069954	600 x 600
Golden Fossil	U0069956	900 x 600

COLOUR	CODE	PACK SIZE (m ²)
Golden Fossil	U0069942	20.7
Golden Fossil	U0069948	7.20



Golden Fossil






Golden Fossil



Modak

COLOUR	CODE	PACK SIZE (m ²)
Modak	U0069939	20.7
Modak	U0069946	7.20



Modak

Sandstone *Continued*

COLOUR	CODE	SLAB SIZE (mm)
Buff	U0069951	290 x 290
Buff	U0069953	600 x 290
Buff	U0069955	600 x 600
Buff	U0069957	900 x 600

COLOUR	CODE	PACK SIZE (m ²)
Buff	U0069944	20.7
Buff	U0069949	7.20



Buff



Buff



Rippon

COLOUR	CODE	PACK SIZE (m ²)
Rippon	U0069943	20.7
Rippon	U0069945	7.20



Buff

Slate

This premium Brazilian Rio Slate provides a contemporary feel which will complement both town and country gardens.

COLOUR	CODE	SLAB SIZE (mm)
Midnight Selected (Rio)	U0070018	600 x 295
Midnight Selected (Rio)	U0070019	600 x 600
Midnight Selected (Rio)	U0070020	900 x 600

COLOUR	CODE	PACK SIZE (m ²)
Midnight Selected (Rio)	U0070017	14.44



Midnight Selected (Rio)




Scan here for laying patterns

Limestone

Limestone is an attractive and very durable paving which has a softer appearance than sandstone.

COLOUR	CODE	SLAB SIZE (mm)
Kadapha	U0070013	290 x 290
Kadapha	U0070014	600 x 290
Kadapha	U0070015	600 x 600
Kadapha	U0070016	900 x 600
Kota Blue	U0076322	900 x 600

COLOUR	CODE	PACK SIZE (m ²)
Kadapha	U0070010	15
Kota Blue	U0070011	15
Abbey	U0070012	15



Abbey



Kota Blue




Kadapha



SHADE VARIATION
Over time Kadapha will lighten. To restore colouration, Pavestone recommend sealing with Pavestone Black Stone rejuvenator & sealer to ensure that the paving will retain its deep black colour.

Kota Blue



Tudor Antique

Recreating the appeal of time-worn flagstones from previous centuries, Tudor Antique was created to blend sympathetically with older properties and gardens where the design seeks to provide an established feel. This paving is also ideal for indoor flooring.

COLOUR	CODE	PACK SIZE (m ²)
Cathedral	U0069977	15
Denby	U0069978	15
Oxford	U0069979	15
Cloister	U0069980	15
Cambridge	U0069981	15
Deanery	U0269337	15

SHADE VARIATION
 Due to the nature of the material, particular shades of natural stone will have a slight colour variation. Please contact your local branch for product samples before ordering.



Denby



Oxford




Fossil


Stone Setts

Stone Setts have a rustic look that creates settings full of character and are also perfect for border edgings.

COLOUR	CODE	SLAB SIZE (mm)
Light Grey	U0070025	100 x 100 x 40-70
Fossil	U0070027	100 x 100 x 40-70
Raj Blend	U0070028	100 x 100 x 40-70
Midnight Slate	U0070021	100 x 100 x 18-30



Light Grey



Fossil



Raj Blend




Midnight Slate

Natural Stone Pavers

NEW

Due to their thickness these new pavers will facilitate easier laying for borders and inset features. Available in two sizes and in the two most popular sandstone colours.


COLOUR	CODE	SLAB SIZE (mm)
Raj	U0259206	200 x 100 x 20-30
Light Grey	U0259210	200 x 100 x 20-30
Raj	U0259211	100 x 100 x 20-30
Light Grey	U0259212	100 x 100 x 20-30



Light Grey



Raj Blend



Raj Blend

Circle Features

Sandstone Circles create a focal point and often serve to distinguish the main area for entertaining friends and family. They can also be very effective as a stand alone 'sun patio' too. Just find a quiet secluded area of your garden and create your own private retreat.

CIRCLE

COLOUR	CODE	SLAB SIZE (mm)
Raj Blend	U0069967	2400 Diameter
Modak	U0069968	2400 Diameter
Buff	U0069969	2400 Diameter
Fossil	U0069966	2400 Diameter
Light Grey	U0069970	2400 Diameter

Circles are also available in 1.5m and 3.3m


SQUARE OFF KIT

COLOUR	CODE	SIZE (m)
Raj Blend	U0069973	2.4
Modak	U0069974	2.4
Buff	U0069975	2.4
Fossil	U0069972	2.4
Light Grey	U0069976	2.4



Raj Blend Modak Buff Fossil Light Grey





NEW

Slate

Stanza

Stanza paving, part of Tobermore's Elegance range, is a smooth, linear paving flag perfect for any patio.

The clean lines and smooth finish will bring a contemporary look and feel to any patio.

Stanza is perfect for anyone hoping to create a modern, minimalist style outdoor space. Perfect for creating the impression of space, Stanza linear paving flags provide a lengthening or widening effect.


COLOUR	CODE	SLAB SIZE (mm)
Slate	U0250459	450 x 225 x 50

Madison Flags

Madison paving offers a smooth surface with defined modern edges, designed to bring charm to your outdoor space.

The Madison paving range from Tobermore brings together classic and contemporary paving styles – classic mixed size paving flags with a contemporary smooth finish. Available in a pack of 5 different sizes, allowing you to create a mixed laying pattern with an organic look.

COLOUR	CODE	PACK SIZE (m ²)
Slate	U0249644	14.04



NEW

Slate




Natural

Classica Flags

Classica Flags have a stylish, simple look that blends well with contemporary and period developments, making these non-slip paving slabs a popular choice for many professionals. Classica Flags come in a wide range of colours, so you can easily find the right shade to complement your project.

COLOUR	CODE	SLAB SIZE (mm)	COLOUR	CODE	SLAB SIZE (mm)
Natural	U0011672	400 x 400 x 32	Natural	U0011676	600 x 600 x 40
Charcoal	U0011674	400 x 400 x 32	Buff	U0011678	600 x 600 x 40
Buff	U0118085	450 x 450 x 35	Charcoal	U0011679	600 x 600 x 40
Natural	U0118086	450 x 450 x 35			
Charcoal	U0118087	450 x 450 x 35			



Buff

Riven Flags

For a natural, rugged feel, our Riven Flags are the perfect concrete paving slabs. Featuring a stone-like appearance they are ideal for creating a beautifully natural look. Suitable for busy commercial and residential projects.

COLOUR	CODE	SLAB SIZE (mm)
Natural	U0011680	400 x 400 x 32
Charcoal	U0011682	400 x 400 x 32
Natural	U0011619	450 x 450 x 35
Charcoal	U0011620	450 x 450 x 35
Buff	U0118088	450 x 450 x 35
Buff	U0118089	600 x 600 x 40
Charcoal	U0118090	600 x 600 x 40
Natural	U0118091	600 x 600 x 40


Textured Flag

Fresh, contemporary, and hard-wearing, our Textured Flags are a popular choice for commercial developments, residential developments, and other pedestrianised areas. Engineered with a hard-wearing granular surface, these paving flags have a modern, natural look that blends beautifully with a variety of projects.

COLOUR	CODE	SLAB SIZE (mm)
Natural	U0011684	400 x 400 x 32
Charcoal	U0011686	400 x 400 x 32
Natural	U0011621	450 x 450 x 35
Buff	U0011622	450 x 450 x 35
Charcoal	U0011623	450 x 450 x 35
Natural	U0076645	450 x 450 x 50
Buff	U0076646	450 x 450 x 50
Charcoal	U0076647	450 x 450 x 50
Natural	U0118084	600 x 600 x 40
Buff	U0011625	600 x 600 x 40
Charcoal	U0118092	600 x 600 x 40



Natural



Buff




Charcoal



Buff

Historic Flags & Circles

These slabs offer vintage style and charm to your garden. They provide the look and feel of natural stone along with durability. The organic feel lent to them by the soft fiddled edges and natural textured riven surface, give a sense of authenticity and a quaint rustic feel.




Bracken



Heather



Slate



Heather

FLAGS

COLOUR	CODE	PACK SIZE (m ²)
Bracken	U0011631	14.04
Heather	U0011633	14.04
Slate	U0011634	14.04

CIRCLES

COLOUR	CODE	SLAB SIZE (mm)
Bracken	U0246162	2.24
Heather	U0118093	2.24
Slate	U0118099	2.24

Mayfair Flag

NEW

Mayfair flags replicate the sophisticated look and feel of expensive granite paving. Manufactured using natural granite aggregates, Mayfair allows you to create a statement patio or garden path for your outdoor space. Available in three distinctive colours and a variety of sizes, Mayfair is the perfect choice for contemporary and traditional homes alike.

COLOUR	CODE	SLAB SIZE (mm)
Sandstone	U0118100	400 x 400 x 40
Silver	U0118101	400 x 400 x 40
Graphite	U0118102	450 x 450 x 35
Sandstone	U0118103	450 x 450 x 35
Silver	U0118104	450 x 450 x 35
Silver	U0149888	600 x 600 x 50
Graphite	U0149889	600 x 600 x 50
Sandstone	U0149890	600 x 600 x 50
Silver	U0223379	600 x 400 x 50
Graphite	U0223380	600 x 400 x 50
Sandstone	U0223381	600 x 400 x 50



Sandstone



Silver



Graphite

Sandstone



Charcoal

Beaufort Flag

Beaufort flags have a soft contoured appearance with a subtle sparkle in each flag to give your space a luxurious, modern feel. An understated product with a sophisticated feel.

COLOUR	CODE	SLAB SIZE (mm)
Buff	U0011627	400 x 400 x 40
Charcoal	U0011628	400 x 400 x 40
Natural	U0011629	400 x 400 x 40
Natural	U0202541	600 x 400 x 40
Charcoal	U0203133	600 x 400 x 40



Buff



Charcoal



Natural

Riven

Riven paving has been designed to the highest quality and provides a wide selection of colours and sizes.



Red




Oatmeal




Charcoal



Natural / Grey



Buff



Oatmeal

PAVING


COLOUR	CODE	SLAB SIZE (mm)
Natural / Light Grey	U0010252	450 x 450 x 38
Buff	U0010254	450 x 450 x 38
Red	U0010255	450 x 450 x 38
Oatmeal	U0010256	450 x 450 x 38
Charcoal	U0010257	450 x 450 x 38

SLABS

COLOUR	CODE	SLAB SIZE (mm)
Natural / Grey	U0010265	600 x 600 x 40
Buff	U0010267	600 x 600 x 40
Premium Charcoal	U0010268	600 x 600 x 40

Smooth

Wyresdale range of smooth paving stones have been designed to the highest quality and provide a wide selection of colours and sizes.



Red



Buff



Natural / Grey



Charcoal



Light Grey

PAVING

COLOUR	CODE	SLAB SIZE (mm)
Natural / Light Grey	U0010260	450 x 450 x 38
Buff	U0010262	450 x 450 x 38
Red	U0010263	450 x 450 x 38
Charcoal	U0010264	450 x 450 x 38

SLABS


COLOUR	CODE	SLAB SIZE (mm)
Natural / Light Grey	U0010269	600 x 600 x 40
Buff	U0010271	600 x 600 x 40
Red	U0010272	600 x 600 x 40
Premium Charcoal	U0010273	600 x 600 x 40

Abbey


The Wyresdale range of Abbey paving stones have been designed to the highest quality and provide a wide selection of colours.



Sandstone




Old York



Stone Brown



Burnt Red



Stone Brown

COLOUR	CODE	SLAB SIZE (mm)
Sandstone	U0010275	450 x 450 x 38
Old York	U0010276	450 x 450 x 38
Stone Brown	U0010277	450 x 450 x 38
Burnt Red	U0010278	450 x 450 x 38

Solo Textured

Solo textured paving is manufactured from the finest Welsh Aggregates. Available in a range of sizes and attractive colours, the Solo paving looks great when wet or dry.



COLOUR	CODE	SLAB SIZE (mm)
Natural	U0010541	300 x 300 x 35
Buff	U0010546	300 x 300 x 35
Charcoal	U0010547	300 x 300 x 35
Natural	U0010542	450 x 450 x 32
Buff	U0010549	450 x 450 x 32
Charcoal	U0010550	450 x 450 x 32
Natural	U0010543	600 x 300 x 35
Buff	U0010552	600 x 300 x 35
Charcoal	U0010553	600 x 300 x 35
Natural	U0010544	600 x 600 x 35
Buff	U0010555	600 x 600 x 35
Charcoal	U0010556	600 x 600 x 35



Natural




Natural

Brecon

A distinctive paving range that stands out from other ranges due to its black flecks that are embedded in each of its decorative finishes.

COLOUR	CODE	SLAB SIZE (mm)
Natural	U0010557	300 x 300 x 35
Natural	U0010558	450 x 450 x 32
Natural	U0010559	600 x 300 x 35
Natural	U0010560	600 x 600 x 35



Natural


NEW

Homepave

The Home Pave range signature trademark is a slightly riven matte texture; suitable for any area which requires basic yet still decorative paving. This particular paving range is designed to be practical and long-lasting at a fraction of the decorative paving cost.



Natural



Buff



Charcoal



Natural

RIVEN

COLOUR	CODE	SLAB SIZE (mm)
Natural	U0214408	450 x 450 x 32
Buff	U0214412	450 x 450 x 32
Charcoal	U0214413	450 x 450 x 32
Natural	U0214402	600 x 600 x 35
Buff	U0214406	600 x 600 x 35
Charcoal	U0214407	600 x 600 x 35

SMOOTH CHAMFERED


COLOUR	CODE	SLAB SIZE (mm)
Natural	U0230343	450 x 450 x 35
Charcoal	U0230345	450 x 450 x 35
Buff	U0230346	450 x 450 x 35
Natural	U0230338	600 x 600 x 35
Charcoal	U0230341	600 x 600 x 35
Buff	U0230342	600 x 600 x 35

Chalice


Bowland Chalice paving recreates the look and feel of natural stone with a gentle, riven surface.

PAVING

COLOUR	CODE	SLAB SIZE (mm)
Honey Brown	U0010437	600 x 600 x 38
Honey Brown	U0010439	600 x 300 x 38
Honey Brown	U0010441	300 x 300 x 38
Honey Brown	U0010442	450 x 450 x 38
Welsh Slate	U0262965	450 x 450 x 32
Grey	U0262966	450 x 450 x 32



Honey Brown



Welsh Slate




Grey

SETTS

COLOUR	CODE	PACK SIZE (m ²)
Welsh Slate	U0262967	5.76
Honey Brown	U0010445	5.76
Honey Brown	U0010446	7.29
Welsh Slate	U0010447	7.29
Grey	U0262968	7.29

Chalice 1500mm Circle Kit

Colours: Honey Brown - U0010463
Welsh Slate - U0010465



Rectory 5.76m²

Colours: Welsh Slate
U0010472



Honey brown





Windsor

Windsor Paving is smooth-edged with a lightly textured surface, true to the distinctive nature of classic Yorkshire stone. Available in the ever popular Welsh slate colour. Windsor is an ideal choice for both urban and rural gardens.



Welsh Slate



Barley



Welsh Slate

COLOUR	CODE	SLAB SIZE (mm)
Welsh Slate	U0089063	300 x 300 x 38
Barley	U0089061	450 x 450 x 38
Welsh Slate	U0089062	450 x 450 x 38
Welsh Slate	U0089059	600 x 600 x 38
Welsh Slate	U0089060	600 x 300 x 38




Stratford

The Stratford paving range authentically recaptures the elegance of time-worn paving. Bowlstone produces Stratford in random sizes, varying surfaces and one subtle shade.



Antique Grey

COLOUR	CODE	SLAB SIZE (mm)
Antique Grey	U0010370	900 x 600 x 50
Antique Grey	U0010372	600 x 600 x 45
Antique Grey	U0010376	600 x 300 x 45
Antique Grey	U0010378	450 x 450 x 45
Antique Grey	U0010380	300 x 300 x 45



Cumbrrian Slate

Lakeland

The ever-popular Lakeland range brings the unmistakable look and texture of natural slate to your garden. Lakeland Paving is now available in classic Cumbrrian Slate, and with it's accompanying walling and edging, offers you a wide range of possibilities when creating your outdoor space.

COLOUR	CODE	SLAB SIZE (mm)
Cumbrrian Slate	U0010394	600 x 400 x 35
Cumbrrian Slate	U0010396	400 x 400 x 35
Cumbrrian Slate	U0010398	200 x 400 x 35

Concrete Paving



Bowland Chalice Stepping Stone 300mm
 Honey Brown - U0116616 Welsh Slate - U0116618
 Mellow Gold - U0116617



Bowland Celestial Stepping Stone
 Moon - U0010455 Sun - U0010457
 Star - U0010456



Bowland Cathedral Stepping Stone
 Barley 400mm - U0010460
 Weathered Moss 400mm - U0010461



Bowland Driftwood Log Stepping Stone 360mm
 U0010448



Japanese Stepping Stone
 475-550mm Antique Grey
 U0262969



Full Scroll Edging
 590 x 160 x 50mm Welsh Slate
 U0010403



Bowland Rope Stepping Stone
 400mm Driftwood
 U0262970

Concrete Paving




Cathedral Circle Kit
 1.8m
 U0263988 - Barley
 U0263989 - Weathered Moss
 U0263990 - Weathered York
 2.56m
 U0263991 - Barley
 U0263992 - Weathered Moss
 U0263993 - Weathered York



1.8m

Cathedral Paving Kit 7.29m²
 U0263982 - Barley
 U0263983 - Weathered Moss
 U0263984 - Weathered York

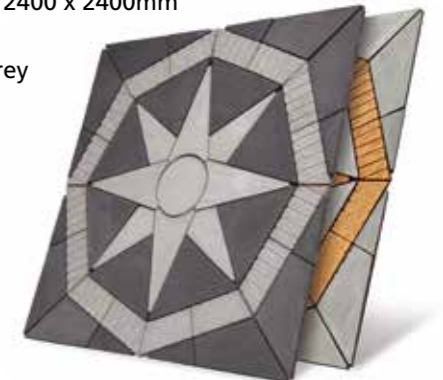


Aurora Circle Patio Kit 1.8m
 U0264016


Sun Circle Patio Kit 2.56m
 U0264017




Lakeland Star Patio Kit 2400 x 2400mm
 U0264005 - Gold
 U0264006 - Portland Grey



Chalice Circle Kit 2.7m x 2.7m
 U0264001 - Honey Brown
 U0264002 - Welsh Slate



Prestbury Chevron Kit 5.54m² Welsh Slate
 U0264008



Ryton Riven

Utility paving for use wherever non-decorative paving is required.



Natural Grey

Buff

Charcoal

COLOUR	CODE	SLAB SIZE (mm)
Natural Grey	U0011368	450 x 450
Buff	U0011369	450 x 450
Charcoal	U0149683	450 x 450
Natural Grey	U0011372	600 x 600
Buff	U0011373	600 x 600
Charcoal	U0149684	600 x 600



Buff

Stretton Stippled Utility


As with the Riven slabs, this is a utility paving for use wherever a non-decorative paving is required.



Natural Grey



Buff



Natural Grey

COLOUR	CODE	SLAB SIZE (mm)
Natural Grey	U0011391	450 x 450 x 32
Buff	U0011392	450 x 450 x 32
Natural Grey	U0011394	600 x 600 x 38
Buff	U0011395	600 x 600 x 38

Shannon

Shannon offers a contemporary design with an ultra-smooth surface, making it the ideal choice.

SHANNON SINGLE SIZE

COLOUR	CODE	SLAB SIZE (mm)
Bracken	U0011570	208 x 173 x 50
Charcoal	U0011571	208 x 173 x 50
Heather	U0011572	208 x 173 x 50
Slate	U0011573	208 x 173 x 50
Natural	U0218007	208 x 173 x 50



Bracken



Charcoal



Heather



Slate



Natural

SHANNON DUO

COLOUR	CODE	PACK SIZE (m ²)
Bracken	U0011565	13.86
Charcoal	U0011566	13.86
Heather	U0011567	13.86
Slate	U0011568	13.86

Heather



Bracken

Tegula

Tegula is extremely versatile and can be used to create beautiful paving layouts for driveways, patios or garden paths.

TEGULA 50MM BLOCK PAVING

COLOUR	CODE	SLAB SIZE (mm)
Bracken	U0011560	140 x 140 x 50
Charcoal	U0011561	140 x 140 x 50
Heather	U0011562	140 x 140 x 50
Slate	U0011563	140 x 140 x 50
Bracken	U0011555	175 x 140 x 50
Charcoal	U0011556	175 x 140 x 50
Heather	U0011557	175 x 140 x 50
Slate	U0011558	175 x 140 x 50

TEGULA TRIO 50MM

COLOUR	CODE	PACK SIZE (m ²)
Bracken	U0011549	13.65
Charcoal	U0011550	13.65
Heather	U0011551	13.65
Slate	U0011552	13.65
Brindle	U0011553	13.65
Cedar	U0091913	13.65
Golden	U0091914	13.65

TEGULA SETTS

COLOUR	CODE	SLAB SIZE (mm)
Golden	U0011594	100 x 100 x 50
Charcoal	U0011596	100 x 100 x 50
Golden	U0011604	50 (various sizes)
Charcoal	U0011605	50 (various sizes)

TEGULA KERB LARGE

COLOUR	CODE	SLAB SIZE (mm)
Charcoal	U0118083	200 x 127 x 100




Heather




Bracken



Heather



Brindle



Golden



Charcoal



Slate




Cedar

Picture It

Can't visualise what a new driveway or patio could look like at your home? Then Picture It in 3 short steps! **Get a visualisation in seconds**

Use our handy visualiser tool to picture how Tobermore products could look laid at your home. www.tobermore.co.uk/homeowner/design-services/picture-it/

- 1 To get started, open the Picture it tool and click on the upload button to take a photo of your patio or driveway
- 2 If you don't have a photo, choose from one of the existing scenes to see how Tobermore products could look laid
- 3 Check out the Tobermore range and try out different paving styles and colours to find out what suits your project best



Take several pictures at different angles to get the best results



pictureit
with Tobermore

Sienna

Sienna is a contemporary style block paving range with a sparkling granite aggregate surface layer. The vibrant granite appearance of Sienna creates a striking modern look which can be beautifully complemented with Sienna Setts.

SIENNA SINGLE SIZE

COLOUR	CODE	SLAB SIZE (mm)
Graphite	U0011611	208 x 173 x 50
Silver	U0011612	208 x 173 x 50
Mid Grey	U0220893	208 x 173 x 50

SIENNA DUO

COLOUR	CODE	PACK SIZE (m ²)
Graphite	U0011614	13.86
Silver	U0011615	13.86
Mid Grey	U0220894	13.86

SETTS

COLOUR	CODE	SLAB SIZE (mm)
Graphite	U0011606	100 x 100 x 50
Silver	U0011608	100 x 100 x 50
Sandstone	U0011609	100 x 100 x 50



Graphite



Silver



Mid Grey

NEW



Sandstone
(setts only)

Graphite



Pedesta


The rectangular shape block creates simple yet distinctive patterns for elegant driveways.



Bracken



Brindle



Charcoal



Heather



Slate



Natural

NEW

Bracken



COLOUR	CODE	SLAB SIZE (mm)
Bracken	U0011587	200 x 100 x 50
Brindle	U0011588	200 x 100 x 50
Charcoal	U0011589	200 x 100 x 50
Heather	U0011590	200 x 100 x 50
Slate	U0011591	200 x 100 x 50

COLOUR	CODE	SLAB SIZE (mm)
Natural	U0218006	200 x 100 x 50
Heather	U0149891	200 x 100 x 60
Brindle	U0149892	200 x 100 x 60
Charcoal	U0216744	200 x 100 x 60
Natural	U0220891	200 x 100 x 60

Charcoal



Kerbstone

During the manufacturing process, Kerbstone is tumbled to produce a warm, aged finish. This look is ideal for projects that want to add timeless style and character to their design.

COLOUR	CODE	SLAB SIZE (mm)
Charcoal	U0011598	104 x 173 x 80
Bracken	U0118082	104 x 173 x 80
Heather	U0118094	104 x 173 x 80
Charcoal	U0011600	190 x 160 x 100
Bracken	U0011601	190 x 160 x 100
Heather	U0011602	190 x 160 x 100

KERBS & EDGING

CODE	DESCRIPTION
U0011642	Key Kerb Ks 125 X 127 X 100mm Bullnose / Chamfered Charcoal Kschar
U0011647	Key Kerb Kl 200 X 127 X 100mm Bullnose / Chamfered Charcoal Klchar
U0011652	Int 90deg Corners Ks Half Battered Charcoal Kshbicchar
U0077219	Int 90deg Corners Ks Bullnosed Charcoal Ksbnicchar
U0011657	Int 90deg Corners Kl Half Battered Charcoal Klhb90icchar
U0077224	Int 90deg Corners Kl Bullnosed Charcoal Klbn90icchar
U0011662	Tobermore Ext 90deg Corners Ks Splayed Charcoal Kshbecchar
U0077227	Tobermore Ext 90deg Corners Ks Bullnosed Charcoal Ksbnecchar
U0011667	Tobermore Ext 90deg Corners Kl Half Battered Charcoal Klhb90ecchar
U0077231	Tobermore Ext 90deg Corners Kl Bullnosed Charcoal Klbn90ecchar
U0118111	Tobermore Fusion Kerb 255 X 125 X 915mm Silver K250125ckgb
U0211170	Tobermore Fusion Edge 150 X 75 X 900mm Silver Te15075g

Drivemaster


Rich colours and quality materials ensure that this product will perform at its best for many years. A variety of colours makes the driveway suitable for different patterns and decorative driveways.




Brindle




Charcoal



Buff



Red



Autumn Mixture



Bracken



Charcoal

COLOUR	CODE	SLAB SIZE (mm)
Brindle	U0010280	200 x 100 x 50
Charcoal	U0010281	200 x 100 x 50
Buff	U0010282	200 x 100 x 50

COLOUR	CODE	SLAB SIZE (mm)
Red	U0010283	200 x 100 x 50
Autumn Mixture	U0010284	200 x 100 x 50
Bracken	U0010285	200 x 100 x 50

Abbey Sett

Abbey setts have been created to give an authentic aged appearance. There are five different colours to choose from to complement different settings.



Rustic



Ash



Charcoal



Burnt Willow



Orchid Flame

COLOUR	CODE	SLAB SIZE (mm)
Rustic	U0010287	120 x 160 x 50
Ash	U0010288	120 x 160 x 50
Charcoal	U0010289	120 x 160 x 50
Burnt Willow	U0010290	120 x 160 x 50
Orchid Flame	U0010291	120 x 160 x 50
Rustic	U0010293	160 x 160 x 50
Ash	U0010294	160 x 160 x 50
Charcoal	U0010295	160 x 160 x 50
Burnt Willow	U0010296	160 x 160 x 50
Orchid Flame	U0010297	160 x 160 x 50
Rustic	U0010299	240 x 160 x 50
Ash	U0010300	240 x 160 x 50
Charcoal	U0010301	240 x 160 x 50
Burnt Willow	U0010302	240 x 160 x 50
Orchid Flame	U0010303	240 x 160 x 50



Ash

Petra

Petra Setts have a contemporary appearance to suit a modern driveway, patio or pathway. A smooth, fine surface creates a contemporary look with a pencil edge chamfer and a close fit meaning minimal maintenance.



Charcoal

COLOUR	CODE	PACK SIZE (m ²)
Charcoal	U0010305	9.98
Ash	U0010306	9.98
Brindle	U0010307	9.98
Harvest	U0010308	9.98
Charcoal	U0010310	Per Layer 0.83
Ash	U0010311	Per Layer 0.83
Brindle	U0010312	160 x 160 x 50
Harvest	U0010313	160 x 160 x 50

SETT LARGE

COLOUR	CODE	SLAB SIZE (mm)
Charcoal	U0249653	240 x 160 x 50
Ash	U0249654	240 x 160 x 50
Brindle	U0249655	240 x 160 x 50
Harvest	U0249656	240 x 160 x 50

Kadapha

Whether your home is old or modern, natural stone block paving offers the ultimate choice for your driveway that will last a lifetime.



Kadapha

COLOUR	CODE	SIZE
Kadapha	U0070029	200 x 150mm - 150 x 150mm - 100 x 150mm
Kadapha	U0070030	10.5 m ²

Granite Setts

Granite Setts are blocks of granite stone that are hand cropped to achieve a cobblestone which can be used for courtyards, pathways or simply as a retaining edge complimenting paved areas.



Silver Granite



Black Granite


COLOUR	CODE	SLAB SIZE (mm)
Silver Granite	U0070022	100 x 100 x 40 - 70
Black Granite	U0213533	200 x 100 x 80/100
Silver Granite	U0070023	100 x 100 x 40 - 70
Black Granite	U0213534	200 x 100 x 80/100



Black Granite

Interlock Edging

With a smooth finish and pencil line edges Interloc Edging provides an elegant border to your patio or driveway. The robust edging has oversize dimensions giving it additional 'inground' stability.




Black

COLOUR	CODE	SIZE
Light Grey	U0213038	1000 x 200 x 60mm
Mid Grey	U0213039	1000 x 200 x 60mm
Black	U0213040	1000 x 200 x 60mm

Carreg Cobble

The Mona Carreg Cobble pavers evoke that distinctive charm of the traditional courtyard cobble, and make an ideal choice for providing an elegant and extremely durable approach to both traditional and contemporary homes.



Charcoal



Brindle



COLOUR	CODE	SLAB SIZE (mm)
Charcoal	U0011782	210 x 140 x 60
Brindle	U0011783	210 x 140 x 60



Carreg Mon

COLOUR	CODE	PACK SIZE (m ²)
Charcoal	U0011785	11.34
Brindle	U0011786	11.34

Carreg Mon concrete pavers are designed to create a superior approach to your property, whilst still maintaining that rustic charm. These paving blocks possess a timeless appeal that blends well with any home. Carreg Mon in brindle with contrasting charcoal channel units, with feature terracotta and charcoal borders. It is a great paver for any application.




Charcoal



Brindle

Menai

Quaint and authentic, the new Menai Range of paver's present a distressed appearance and treated edged to lend a look of prestige to any property. The antique finish of the paving blocks makes them a timeless classic for driveways, patios and terraces.



Charcoal



Brindle

COLOUR	CODE	PACK SIZE (m ²)
Charcoal	U0011788	11.72
Brindle	U0011789	11.72

Brindle



Penmon

The Penmon paviours and block paving have undergone special weathered treatment that reveals the rich texture and light-reflecting qualities of shimmering stone. Their heavy-duty low-slip weathered profile makes them both a practical and aesthetic choice for both classic and contemporary driveways and gardens. Penmon paviours are available in a range of colours to choose from.



Charcoal



Brindle



Buff



Natural

COLOUR	CODE	PACK SIZE (m ²)
Charcoal	U0011792	11.72
Brindle	U0011791	11.72
Buff	U0011793	11.72
Natural	U0011794	11.72



Natural



Arissa

Modena

The Modena 50 is new to the Plaspave Modena range and is available in a choice of five colours. Three of these colourways differ from the Modena 60 range - Charcoal, Brindle and Pewter - allowing landscaping designs that harmonise or contrast with any surroundings.

COLOUR	CODE	PACK SIZE (m ²)
Brindle	U0009972	8.96
Granite Stone	U0009973	8.96
Peakstone	U0009975	8.96
Pewter	U0009976	8.96
Charcoal	U0009974	8.96




Brindle




Granite Stone



Charcoal



Peakstone



Pewter



Granite Stone

Sorrento

Sorrento tumbled sets are designed to help you create highly distinctive and imaginative hard landscaping. Featuring eight distinctive colours and three sizes of quarry-fettled tumbled sets, these sets are easy to lay while enhancing driveways, pathways, and patios.

COLOUR	CODE	PACK SIZE (m ²)
Carrara Stone	U0009958	7.35
Sarsen Stone	U0009959	7.35
Granite Stone	U0009960	7.35
Peakstone	U0009961	7.35
Rustic Gold	U0009962	7.35
Brunello	U0009963	7.35
Niddstone	U0091911	7.35
Arissa	U0137976	7.35



Carrara Stone



Sarsen Stone



Granite Stone



Peakstone



Rustic Gold



Brunello



Niddstone



Arissa

Drivesett Tegula

The most popular traditional block paving, renowned for its lasting performance, offers a classic, high-quality driveway. With coordinating kerbs, walling and circle features available, Drivesett Tegula really is the complete package.



Pennant Grey



Charcoal



Traditional

NEW

Traditional

COLOUR	CODE	SLAB SIZE (mm)
Pennant Grey	U0010108	120 x 160 x 50
Charcoal	U0220394	120 x 160 x 50
Traditional	U0010112	120 x 160 x 50
Pennant Grey	U0010107	160 x 160 x 50

COLOUR	CODE	SLAB SIZE (mm)
Charcoal	U0220393	160 x 160 x 50
Traditional	U0010111	160 x 160 x 50
Pennant Grey	U0010106	240 x 160 x 50
Charcoal	U0220392	240 x 160 x 50
Traditional	U0010110	240 x 160 x 50



Charcoal


Savanna

Designed to create a classic driveway look and finish, with hardwearing performance, Savanna® combines high quality with great value. These classic shape blocks are available in a range of contemporary colours and sizes to provide the right aesthetic for every property style.


COLOUR	CODE	SLAB SIZE (mm)
Traditional	U0168605	120 x 160 x 50
Pennant Grey	U0168608	120 x 160 x 50
Autumn	U0168611	120 x 160 x 50
Charcoal	U0168614	120 x 160 x 50
Traditional	U0168604	160 x 160 x 50
Pennant Grey	U0168607	160 x 160 x 50
Autumn	U0168610	160 x 160 x 50
Charcoal	U0168613	160 x 160 x 50
Traditional	U0168603	240 x 160 x 50
Pennant Grey	U0168606	240 x 160 x 50
Autumn	U0168609	240 x 160 x 50
Charcoal	U0168612	240 x 160 x 50




Traditional



Pennant Grey



Autumn



Charcoal



Pictured:

Palazzo

SKU: PLZ-0820-VT




#1 Rated
Paving Supplier
 Trustpilot

Why choose Vuba Resin Bound?

Seamless, hard-wearing and with a fantastic choice of colours – it's easy to see why Resin Bound is the fastest-growing paving surface in the UK.



**SUITABLE FOR FOOT
& VEHICLE TRAFFIC**



**100%
PERMEABLE**



**AUTHENTIC
EXCLUSIVE COLOURS**



**15 YEAR
WARRANTY**



**HIGH STRENGTH
RESIN**



UV STABLE



Manhattan
SKU: MHT-0820-VT

Metropolis
SKU: MTP-0820-VT

Poseidon
SKU: PSD-0820-VT

**Ipanema
Beach**
SKU: IPN-0820-VT



Whitby Abbey
SKU: WHAB-1221-VT

Huka Falls
SKU: HKF-1221-VT

Pantheon
SKU: PAN-1221-VT

**Sherwood
Forest**
SKU: SHF-1221-VT

Choose from 48 blends



Pointfix 12kg



U0070056 Grey
U0070057 Brown
U0070058 Buff
U0070059 Black
U0095532 Mushroom



Porcelain Tile Grout 10kg



U0070062 Black
U0070063 Slate Grey
U0070064 Cream
U0070065 Silver Grey
U0070066 Mid Grey



Priming Slurry
U0070060 - 12.5kg



Porcelain Tile Protector
U0078980 - 1L
U0078984 - 5L



Colour Enhancing Stone Sealer
U0070067 - 1 Litre
U0070068 - 5 Litre



Natural Finish Stone Sealer
U0070069 - 1 Litre
U0070070 - 5 Litre



Porcelain Cleaner
U0207527 - 5L



Cement & Grout Residue Remover
U0070071 - 1 Litre
U0070072 - 5 Litre



Black Stone Rejuvenator & Sealer
U0070073 - 1 Litre
U0070074 - 5 Litre



Rust Stain Remover
U0097348 - 1L



Black Spot & Algae Remover
U0094618 - 5L



Iron Stain Remover
U0205111 - 1L
U0205112 - 5L



Patio Cleaner
U0232422 - 1L
U0207528 - 5L



EASYGrout

EASYGrout mixes readily with water to give a highly flowable joint filling, and grouting mortar ideal for use on interior and exterior tiled floor surfaces where a high early strength, resilient, compact grout joint is needed, particularly in areas subject to early and sustained trafficking.


COLOUR	CODE	SIZE
Grafito	U0093548	15 KG Tub
Argent	U0093546	15 KG Tub
Crema	U0093547	15 KG Tub
Bianco	U0217575	15 KG Tub




Grafito



Argent



Crema



Bianco

Azpects EASYPrime Slurry 15 KG Tub
U0011485



EASYJoint Select

EASYJoint Select retains the sweep-in application method that made EASYJoint Original so popular, making it EASY to use and faster than traditional methods. Wet the paving, brush in the compound, and then strike the joints for a perfect, professional finish every time.

COLOUR	CODE	SIZE
Tungsten	U0172273	12.5 KG
Carbon	U0172274	12.5 KG
Bronze	U0172275	12.5 KG
Platinum	U0224880	12.5 KG
Jet Black	U0011462	12.5 KG



Tungsten



Carbon



Bronze



Platinum



Jet Black



Azpects *EASYScape* Clickbase
500 x 500 x 20mm Black
U0113040



Azpects *EASYScape* Adhesive
For Clickbase 290ml
U0113041



Azpects *EASYScape* Adhesive For Clickbase 400ml
U0178208



Azpects *EASYScape*
EASYTileAlign Levelling Caps
Pack (50) Red 6510
U0135313



Azpects *EASYScape*
EASYTileAlign Spacer Posts
3mm Pack (150) Black 6514*
U0188003



Azpects *EASYScape*
EASYTileAlign Spacer Posts
5mm Pack (150) Grey 6515*
U0135314



Azpects *EASYScape* *EASYTileAlign*
Spacer Posts 7mm (Pack 150)
U0230804



Azpects *EASYScape*
EASYTileAlign Anti Friction
Shield Pack (100)
Clear 6520*
U0135315




EASYJoint All Weather

This sweep-in joint compound is a versatile solution for filling joints between paving. It is easy to apply and produces aesthetically pleasing results. The best part is that it can be installed in wet conditions, making hard landscaping even easier. Rain or shine, this compound goes in smoothly and effectively.

COLOUR	CODE	SIZE
Stone Grey	U0011458	12.5 KG
Mushroom	U0011459	12.5 KG
Buff	U0011460	12.5 KG
Basalt	U0011461	12.5 KG



Stone Grey



Mushroom



Buff



Basalt

Paving Accessories Azpects

Sandstone Sealer & Enhancer 5LTR
U0011464



Slate & Limestone 5LTR
U0011465



Sealer Remover 5LTR
U0011476



Black Spot Remover 5LTR
U0011477



Stone Sealer & Protector 5LTR
U0011481



Block & Concrete Sealer 5LTR
U0011482



Block & Concrete Sealer Professional 5LTR
U0011483



EASYREVIVE+ 5LTR
U0011484



Azpects EASYSeal Water Seal+ 5LTR
U0077986



Paving Accessories Azpects

Azpects EASYCare Algae Remove & Seal 3LTR
U0117993



Ultimate Sealer & Protector 3LTR
U0011480



Azpects EASYSeal Deck Protect 3LTR
U0077977



Azpects EASYSeal Patio Seal & Protect 3LTR
U0077978



Porcelain Sealer 3LTR
U0077985



Azpects EASYCare Black Spot Remover 3LTR
U0092427



Azpects EASYCare Patio & Deck Cleaner 3LTR
U0189167



Azpects EASYCare Porcelain Cleaner & Sanitiser 3LTR
U0189168



Azpects EASYCare Wood Revive 3LTR
U0189169



Paving Accessories Azpects

Back To Black 1LTR
U0011463



Algae Remover 1LTR
U0011470



Patio & Deck Cleaner 1LTR
U0011471



Efflorescence Remover 1LTR
U0011472



Grout Residue Cleaner 1 LTR
U0011473



Azpects EASYCare Mortar Stain & Calcium Remover 1LTR
U0077983



Porcelain Cleaner & Sanitiser 1LTR
U0077984



Grease & Oil Away+ 500ML
U0102361



EASY 4 Rust 500ML
U0102362



Paving Accessories



Savage MHC Recess Tray L4S Poly Frame
450 x 450mm - U0169243
600 x 450mm - U0169244
600 x 600mm - U0169245




Savage MHC Recess Tray 10T L4S Steel Frame
300 x 300mm - U0169262
450 x 450mm - U0169263
600 x 450mm - U0169264
600 x 600mm - U0169265



Savage MHC Recess Blockpave 5.T
300 x 300x 80mm - U0169269
450 x 450 x 100mm - U0169270
600 x 450 x 100mm - U0169272



Savage MHC Recess B/P 5.T
600 x 450 x 75mm - U0169280
600 x 400 x 80mm - U0169279
600 x 600 x 100mm - U0169278



Savage MHC Recess Blockpave 10
600 x 450 x 80mm - U0169273
600 x 450 x 80mm - U0169274

Savage MHC Recess B/P 10t
600 x 450 x 100mm - U0169335

Savage MFC Recessed Block Paviour Type 10t
600 x 600 x 100mm - U0213524



Threshold Drain

ACO Threshold Drain comes complete with either a silver or black aluminium Heelguard grating suitable for pedestrian traffic. With a range of accessories available from corner units to vertical outlets, it is now possible to use as part of a modern patio drainage system.



Black

Traditional

COLOUR	CODE	SIZE (mm)
Black	U0001703	1000 x 61 x 100
Silver	U0001702	1000 x 61 x 100



HexDrain A15
Brickslot Channel C/W
Black Plastic Grating
1000mm
U0001688



RainDrain Channel
B125 C/W Cast Iron
Heelguard Grating
1000mm
U0001695

Hexdrain A15 Channel
129 x 80 x 1000mm C/W Plastic Grating



U0001686

Hexdrain A15 Channel
129 x 80 x 1000mm C/W Plastic Grating




U0001694

HexDrain A15 Channel with Galvanised
Steel Grating 129 x 80 x 1000mm



U0001687



Threshold Bottom
Connector
100 x 100 x 70mm
U0001704



Threshold Drain Closing
End Cap
20 X 61 X 100mm
U0001706



Threshold Corner
Unit Black
U0001709



Threshold Corner
Unit Silver
U0001708

HexDrain A15 Corner Unit C/W
Black Plastic Grating 110mm
U0001691



HexDrain A15 Corner Unit C/W
Galv Grating 110mm
U0220904




Hexdrain Accessory Bag
U0001689



Aggregates

We offer a range of different aggregates including Building sand, concrete sand, Ballast, shingle, MOT. Much more available in mini bags, big bags, and loose direct to site. Please ask your local branch for more information.



Aggregates

Hanson General Purpose Cement 25kg
U0006288



Hanson Multicem Plastic 25kg
U0006289



Hanson Sand Cement Mortar PM
U0006300



Hanson Multipurpose Concrete PM
U0112242



Hanson Kiln Dried Sand
U0006303



Huws Gray Logo Tunnel Crane Bag 75 x 90 x 90cm
U0030053



Huws Gray Logo Rubble Bags 480 x 760 x 105mm
U0038888



Aggregates

We have a wide range of decorative gravel available at our branches. Our gravels are available in mini bags, big bags, and loose direct to site. Visit your local branch for the full range.




Graphite Slate 20 | 40mm




Blue Slate 20 | 40mm



Plum Slate 20 | 40mm



Golden Gravel 10 | 20mm



Alpine Blue 20mm



White Gold Blend



Red Granite 14 | 20mm



White Marble 10 | 14mm



Limestone 6,10,20 & 40mm



Pearl Grey 20mm



Black Ice 20mm




Pink Gravel 14 | 20mm

Aggregates



Groundguard

Stops grass rutting and gravel movement. Robust system certified for loads up to 250 tonnes per m² and 90% porous, providing effective drainage of surface water.



CODE	SIZE (mm)
U0001700	585 x 385



Weed Barrier

This fabric is designed for heavy-duty applications, such as pathways and landscaping, and it helps to suppress and control weeds. The Fastrack Weed Control Fabric is perfect for garden landscaping when used beneath chipped barks, flower beds, organic mulches, or decorative gravel.

Ask in branch for details



NEW

Composite



Silver

Composite Decking is a long-lasting rot-proof non-slip surface, that offers a great combined contemporary and traditional style to any garden. The Premier Range can be installed using its contemporary woodgrain side or reversed to show its grooved side, for a more traditional look.

Complete Composite Decking Board Premier 136 x 25 x 3660mm

COLOUR	CODE
Silver	U0077139
Mocha	U0077140
Charcoal	U0077141
Brown	U0077142



Silver



Mocha



Charcoal



Brown

Complete Composite Decking Noseboard Premier 130 x 25 x 3660mm

COLOUR	CODE
Silver	U0077143
Mocha	U0077144
Charcoal	U0077145
Brown	U0077146



Silver



Mocha



Charcoal



Brown

Complete Composite Decking Premier End Cap (Each)

COLOUR	CODE
Silver	U0224260
Mocha	U0224261
Charcoal	U0076717
Brown	U0076718



Silver



Mocha



Charcoal




Brown

NEW



Complete Composite Decking Board Elegance 146 x 25 x 5000mm*

COLOUR	CODE
Silver	U0230628
Anthracite	U0230629
Charcoal	U0230630



Silver



Anthracite



Charcoal

Complete Composite Decking Noseboard Elegance 140 x 25 x 5000mm*

COLOUR	CODE
Silver	U0230632
Anthracite	U0230633
Charcoal	U0230634



Silver



Anthracite





Charcoal

*Boards at 5 metre length

NEW

Composite

At 235mm, these unique boards are 73% wider than the Premier range but are just as durable and free from any risk of rot, warp or splinters.



Complete Composite Decking Board

COLOUR	CODE	SIZE (mm)
Max Slate	U0077153	235 x 25 x 3660


Complete Composite Decking Noseboard

COLOUR	CODE	SIZE (mm)
Max Slate	U0224256	235 x 25 x 3660

NEW

Dual Composite

A great alternative to traditional Composite Decking boards the innovative dual-layer construction not only ensures remarkable durability, but also enhances resistance to fading, staining, and scratching, making it a low-maintenance and long-lasting decking option. Additionally, the protective outer layer shields the board from moisture and UV rays, keeping it looking pristine and vibrant for years to come, even in the face of harsh weather conditions.



NEW

See page 116 for more composite accessories

Composite

Complete Composite Decking L Trim

COLOUR	CODE	SIZE (mm)
Silver	U0076713	50 x 50 x 3600
Maple	U0230626	50 x 50 x 3600
Mocha	U0076714	50 x 50 x 3600
Anthracite	U0230635	50 x 50 x 3600
Brown	U0076716	50 x 50 x 3600
Grey	U0230636	50 x 50 x 3600
Charcoal	U0076715	50 x 50 x 3600



Complete Composite Decking Starter Clips

Pack of 10 - U0224258
Pack of 100 - U0224259




Complete Composite Decking Fixing Pack (200 Centre Clips & Screws + 5 Starter + 1 Bit)

U0220938



Complete Composite Deck Tape 54mm x 20m


U0230536



NEW

Complete Composite Decking Joists

COLOUR	CODE	SIZE (mm)
Black	U0249108	100 x 100 x 3000
Black	U0249109	150 x 50 x 3000
Black	U0249110	100 x 50 x 3000
Charcoal	U0224257	50 x 50 x 3000
Grey	U0249111	40 x 40 x 3000
Grey	U0249112	50 x 25 x 3000



Complete Composite Decking Pedestal Extender

25mm - U0249117
50mm - U0249118
100mm - U0249116



Complete Composite Decking Pedestal Base Pad (Pack Of 30)

U0249115



Complete Composite Low Profile 18-36mm Decking Pedestal (Pack Of 30)

U0249119



Complete Composite Standard Profile 35-60mm Decking Pedestal (Pack Of 30)


U0249120



NEW

Composite

Make your outdoor space even more beautiful with contemporary outdoor flooring that mimics the look of nature. Millboard decking is unlike conventional composite decking. Hand-moulded from natural timbers in a unique combination of resin and mineral stone, it is almost indistinguishable from real wood, yet designed to outperform it.



Brushed Basalt

Don't forget your screws!

Durafix trimhead s/s screw
 4.5 X 60mm (Box of 250) + drive bit U0011303
 4.5 X 45mm (Box of 250) + drive bit U00112824

Durafix Fascia Screw
 4.5 X 35mm (Box of 100) + drive bit U0207906



Enhanced Grain

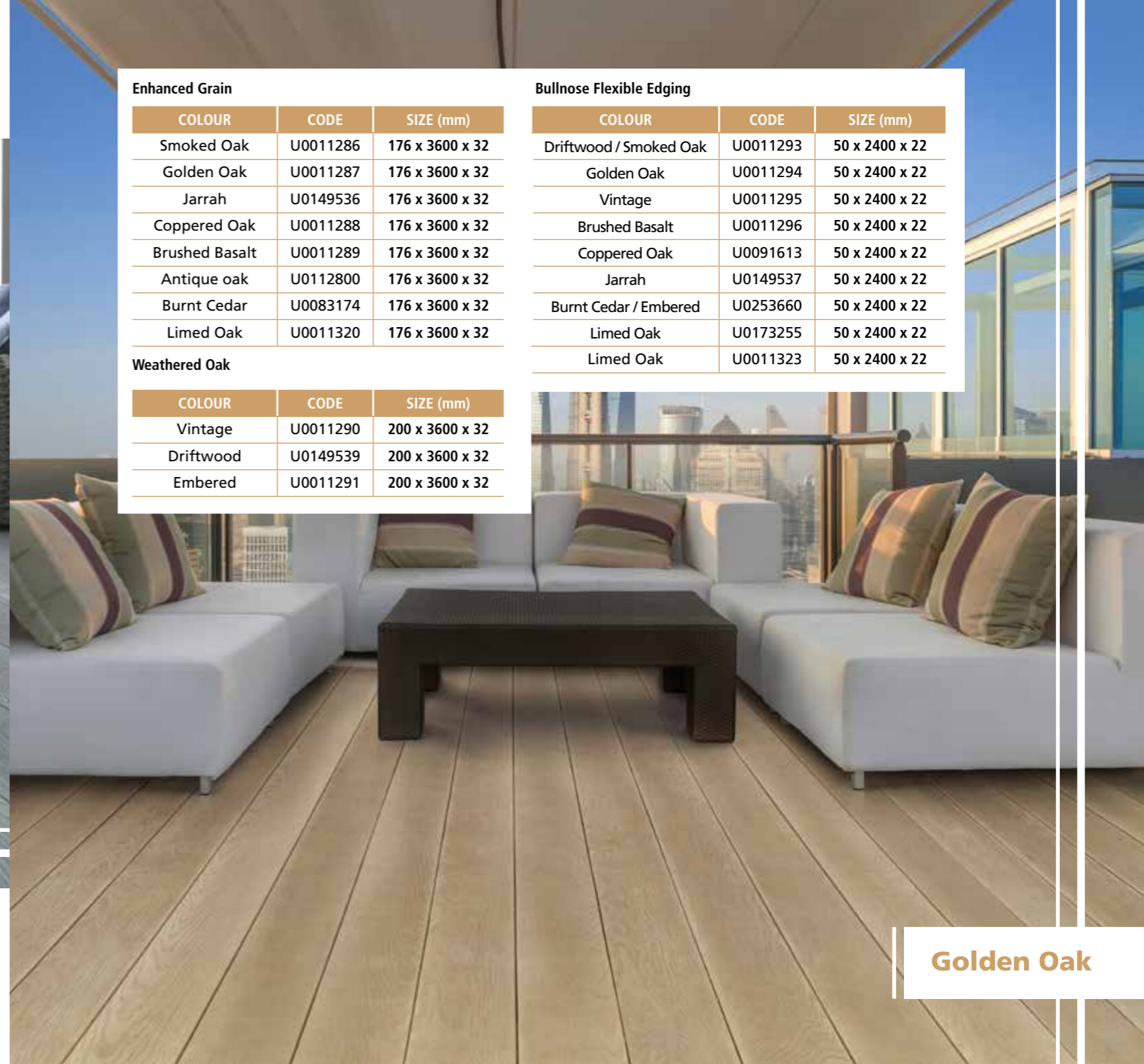
COLOUR	CODE	SIZE (mm)
Smoked Oak	U0011286	176 x 3600 x 32
Golden Oak	U0011287	176 x 3600 x 32
Jarrah	U0149536	176 x 3600 x 32
Coppered Oak	U0011288	176 x 3600 x 32
Brushed Basalt	U0011289	176 x 3600 x 32
Antique oak	U0112800	176 x 3600 x 32
Burnt Cedar	U0083174	176 x 3600 x 32
Limed Oak	U0011320	176 x 3600 x 32

Weathered Oak

COLOUR	CODE	SIZE (mm)
Vintage	U0011290	200 x 3600 x 32
Driftwood	U0149539	200 x 3600 x 32
Embered	U0011291	200 x 3600 x 32

Bullnose Flexible Edging

COLOUR	CODE	SIZE (mm)
Driftwood / Smoked Oak	U0011293	50 x 2400 x 22
Golden Oak	U0011294	50 x 2400 x 22
Vintage	U0011295	50 x 2400 x 22
Brushed Basalt	U0011296	50 x 2400 x 22
Coppered Oak	U0091613	50 x 2400 x 22
Jarrah	U0149537	50 x 2400 x 22
Burnt Cedar / Embered	U0253660	50 x 2400 x 22
Limed Oak	U0173255	50 x 2400 x 22
Limed Oak	U0011323	50 x 2400 x 22



Golden Oak

FASCIA BOARD

COLOUR	CODE	SIZE (mm)
Driftwood / Smoked Oak	U0180022	146 x 3600 x 16
Golden Oak	U0180023	146 x 3600 x 16
Vintage	U0180024	146 x 3600 x 16
Coppered Oak	U0180025	146 x 3600 x 16
Limed Oak	U0180026	146 x 3600 x 16
Brushed Basalt	U0180027	146 x 3600 x 16
Antique Oak	U0180029	146 x 3600 x 16
Burnt Cedar / Embered	U0180030	146 x 3600 x 16

BULLNOSE BOARD

COLOUR	CODE	SIZE (mm)
Coppered Oak	U0180032	3600 x 150 x 32
Driftwood / Smoked Oak	U0180033	3600 x 150 x 32
Brushed Basalt	U0180034	3600 x 150 x 32
Golden Oak	U0180035	3600 x 150 x 32
Vintage	U0180036	3600 x 150 x 32
Limed Oak	U0180037	3600 x 150 x 32
Antique Oak	U0180039	3600 x 150 x 32
Burnt Cedar / Embered	U0180040	3600 x 150 x 32

TOUCH UP PAINT

DESCRIPTION	CODE	COLOUR	CODE	SIZE (ML)
Green multi-spacer pk 10	U0011318	Driftwood / Smoked Oak	U0011310	500
Hex head sub frame screws 6.3 X 90mm box 50	U0011319	Brushed Basalt	U0011311	500
Duolift joist cradle sets 15 - 60mm pack of 10	U0011324	Golden Oak	U0011312	500
Duolift risers 45mm pack of 10	U0011325	Vintage	U0011313	500
Duolift self levelling joint sets 20mm pack of 10	U0011326	Coppered Oak	U0203099	500
Duolift foot 45mm pack of 10	U0188713	Limed Oak	U0204463	500
Plas pro joist section 125 x 50 x 3000mm	U0011315	Antique Oak	U0180041	500
Plas pro roof terrace joist batten 50 x 50 x 2400mm black	U0011316	Burnt Cedar / Embered	U0112830	500
Plas pro sub frame post 100 x 100 3m black	U0011317			
Plas pro sub frame 60 x 30 x 2800mm grey	U0149520			
Plas pro sub frame 100 x 25 x 3000mm black	U0203098			

Embered



Smoked Oak



Treated Decking

Elevate your outdoor living with our top-tier deck board. Meticulously crafted to facilitate the construction of decking that seamlessly connects your home to the garden or offers a peaceful sanctuary. Pressure-treated for a prolonged lifespan and fortified against rot, this decking option boasts durability and remarkable stability, promising a resilient and enduring enhancement to your outdoor space.

CODE	SIZE (mm)	CODE	SIZE (mm)
U0033765	125 x 38 x 2400	U0033773	125 x 38 x 5400
U0033770	125 x 38 x 3000	U0033777	125 x 32 x 3000
U0033766	125 x 38 x 3600	U0033779	150 x 32 x 3600
U0033772	125 x 38 x 3900	U0033780	150 x 32 x 4200
U0033767	125 x 38 x 4200	U0033781	150 x 32 x 4800
U0033768	125 x 38 x 4500	U0033782	150 x 32 x 5100
U0033769	125 x 38 x 4800	U0033783	150 x 32 x 5400
U0033771	125 x 38 x 5100		



32 x 150mm



32 x 125mm





UC3 Deck Post Chamfered 82 x 2400mm
U0220098



UC3 Deck Post Chamfered & Beaded 83 x 1500mm
U0223810



UC3 Treated Universal Deck Rail 38 x 75 x 1795mm
U0088837



UC3 Treated Universal Deck Rail Includes Fillet 44 x 68 x 1795mm
U0088838



UC3 Treated Universal Deck Rail 44 x 68 x 2395mm
U0088839



UC3 Treated Turned Spindle 41 x 895mm
U0088830



UC3 Treated Stop Chamfer Spindle 41 x 895mm
U0088831



UC3 Treated Square Spindle 32 x 900mm
U0088832



UC3 Treated Square Spindle 41 x 900mm
U0088833



UC3 Treated Turned Newel 1250mm
U0088834



UC3 Treated Chamfer & Beaded Newel 82 x 1250mm
U0088835



UC3 Treated Square Newel 1250mm
U0088836



UC3 Treated Ball Cap
U0088828



UC3 Treated Patrice Cap
U0088829



UC3 Treated 3 Tread Deck String Single
U0088840



UC3 Treated 5 Tread Deck String Single
U0088841



Complete Composite Balustrade Kit

U0249121 - Silver
U0249126 - Charcoal
U0249131 - Brown



Complete Composite Balustrade Top Rail Bracket

U0249124 - Silver
U0249129 - Charcoal
U0249134 - Brown



Complete Composite Balustrade Post Cap

U0249122 - Silver
U0249127 - Charcoal
U0249132 - Brown



Complete Composite Balustrade Base Rail Bracket

U0249125 - Silver
U0249130 - Charcoal
U0249135 - Brown



Complete Composite Balustrade Post 2400mm

U0249123 - Silver
U0249128 - Charcoal
U0249133 - Brown



Complete Composite Balustrade Steel Mount

U0249136



Glass Balustrades

TuffX supplies glass balustrading to both large scale commercial projects and large/small scale domestic projects.

Glass balustrades are used for patios, stairways, balconies, fencing around decking and have many more creative uses. They are a unique and aesthetic way of providing safety to your home and garden. There are many different options available for glass balustrades to suit you and your needs.



Interclamp C42 42.4mm x 3.0m Galvanised Tube
U0012436



Interclamp 101-C42 Short Tee 42.4 O/D
U0012423



Interclamp 104-C42 Long Tee 42.4 O/D
U0012424



Interclamp 125-C42 Two Way Elbow 42.4 O/D
U0012425



Interclamp 128-C42 Three Way Elbow 42.4 O/D
U0012426



Interclamp 173-C42 Single Swivel Combination 42.4 O/D
U0012431



Interclamp 167-C42 Double Swivel Combination 42.4 O/D
U0012432



Interclamp 132-C42 Base Flange 42.4 O/D
U0012428



Interclamp 131-C42 Wall Flange 42.4 O/D
U0012427



Interclamp Flat Base Handrail Standard 42.4 O/D
U0012433



Interclamp Side Palm Handrail Standard 42.4 O/D
U0012434



Interclamp Stick (No Base) Handrail Standard 42.4 O/D
U0012435



Interclamp 133-C42 Plastic Stop End 42.4 O/D
U0012430




Interclamp 333-C42 Stop End Aluminium 42.4 O/D
U00118034



Sleepers

Suitable for use in the garden or for leisure, the Tanalised Softwood Sleepers have endless applications. From boundaries, edgings and planters to distinctive raised beds and borders, decks terraces and walkways. Pressure preservative treated green to protect against rot and decay.

COLOUR	CODE	SIZE (mm)
Green Treated - Softwood	U0033739	200 x 100 x 2400
Brown Treated - Softwood	U0033740	200 x 100 x 2400
Green Treated - Smooth	U0191349	200 x 100 x 2400
Brown Treated - Smooth	U0033741	200 x 100 x 2400
Green Treated - Softwood	U0033737	250 x 125 x 2400
Brown Treated - Softwood	U0033738	250 x 125 x 2400



Sleepers

Featuring an incised surface pattern for optimal treatment penetration, these preservative-treated sleepers provide a reliable solution for landscaping needs. With a comforting 15-year warranty, they are suitable not only for raised beds, lawn edges, steps, and pathway edging but also for diverse landscaping projects, including retaining walls.



COLOUR	CODE	SIZE (mm)
Green Treated - Softwood	U0033743	200 x 100 x 2400
Brown Treated - Softwood	U0189741	200 x 100 x 2400
Green Treated - Softwood	U0033744	250 x 125 x 2400
Brown Treated - Softwood	U0191350	250 x 125 x 2400

Charred Uc3 Brown Treated
250 X 125 X 2400mm
U0033742



Railway Sleeper
10" X 5" X 8'6"
Nominal Grade 1
Softwood Creosoted
(handle with gloves)
U0033731

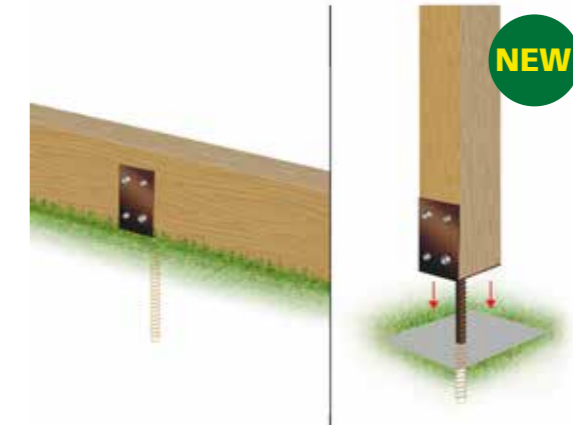


New Untreated Oak
Sleeper 8" X 4" X
2.4m Nominal
U0033733



PERRY.

Concrete In Post and Sleeper Support
75 X 75mm
U0189146



Deep Woodgrain

NEW



Maple Charcoal Silver
Anthracite Brown

The ClickClad Range is the perfect product to modernise your home or transform your outdoor shed, building or garden room.

COLOUR	CODE	SLAB SIZE (mm)
Maple	U0218030	145 x 21 x 3600
Charcoal	U0218031	145 x 21 x 3600
Silver	U0218032	145 x 21 x 3600
Anthracite	U0230481	145 x 21 x 3600
Brown	U0230482	145 x 21 x 3600



Silver

Smooth Sanded

NEW

The Smooth Sanded Cladding is the perfect product to modernise your home or transform your outdoor space with a stylish, contemporary look. Simply screw it into place and clip it into your next board. This unique system offers a speedy installation and a solid structure that will stand the test of time. The Smooth Sanded cladding face gives a sleeker and more contemporary look to traditional woodgrain cladding.



Mocha Charcoal
Grey

COLOUR	CODE	SLAB SIZE (mm)
Mocha	U0076738	145 x 21 x 3600
Charcoal	U0076739	145 x 21 x 3600
Grey	U0076740	145 x 21 x 3600



Grey



NEW

Slatted

Slatted Cladding can be used internally or externally, giving a modern, natural look to any building or luxury feature wall in your home or office. The range can be installed horizontally or vertically, holds acoustic properties and being constructed from a Capped Composite, it will last a lifetime without fade or rotting.

COLOUR	CODE	SLAB SIZE (mm)
Midnight Black	U0230485	2500 x 220 x 26
Misty Wood	U0230486	2500 x 220 x 26
Natural Oak	U0230487	2500 x 220 x 26
Spiced Cedar	U0230488	2500 x 220 x 26
Walnut	U0230489	2500 x 220 x 26
Stone Grey	U0230490	2500 x 220 x 26



Complete Composite Slatted Cladding L Trim 50 x 50 x 2200mm

COLOUR	CODE
Midnight Black	U0230492
Misty Wood	U0230493
Natural Oak	U0230494
Spiced Cedar	U0230495
Walnut	U0230496
Stone Grey	U0230497



Complete Composite Slatted Cladding Corner Trim 49.25 x 49.25 x 2500mm

COLOUR	CODE
Midnight Black	U0230499
Misty Wood	U0230500
Natural Oak	U0230501
Spiced Cedar	U0230502
Walnut	U0230503
Stone Grey	U0230504



Complete Composite Slatted Cladding End Trim 49.25 x 49.25 x 2500mm

COLOUR	CODE
Midnight Black	U0230506
Misty Wood	U0230507
Natural Oak	U0230508
Spiced Cedar	U0230509
Walnut	U0230510
Stone Grey	U0230511



Complete Composite Slatted Cladding Connector 2500mm

COLOUR	CODE
Midnight Black	U0249138
Misty Wood	U0249139
Natural Oak	U0249140
Spiced Cedar	U0249141
Walnut	U0249142
Stone Grey	U0249143



NEW

Envello Shadow Line+

The Envello Shadow Line+ cladding board has been moulded from real oak masters and designed to perfectly replicate smooth timber with a flat grained finish, giving a clean authentic look.

COLOUR	CODE	SIZE (mm)
Burnt Cedar	U0227556	200 x 18 x 3600
Antique Oak	U0227557	200 x 18 x 3600
Smoked Oak	U0253664	200 x 18 x 3600

SCREWS

COLOUR	CODE	DESCRIPTION
Burnt Cedar	U0227571	A2 T10 3.5 x 40mm BOX (100)
Antique Oak	U0227572	A2 T10 3.5 x 40mm BOX (100)
Smoked Oak	U0253672	A2 T10 3.5 x 40mm BOX (100)
Stainless Steel	U0227573	CSK POZI 3.5 x 30mm BOX (250)
Stainless Steel	U0227574	CSK POZI 3.5 x 30mm BOX (250)



Burnt Cedar



Antique Oak



Smoked Oak



Smoked Oak



EXTERNAL CORNER

COLOUR	CODE	SIZE (mm)
Burnt Cedar	U0227559	50 x 50 x 3050
Antique Oak	U0227560	50 x 50 x 3050
Smoked Oak	U0253666	50 x 50 x 3050

INTERNAL CORNER

COLOUR	CODE	SIZE (mm)
Burnt Cedar	U0227562	38 x 38 x 3050
Antique Oak	U0227563	38 x 38 x 3050
Smoked Oak	U0253668	38 x 38 x 3050

REVEAL

COLOUR	CODE	SIZE (mm)
Burnt Cedar	U0227565	146 x 16 x 3600
Antique Oak	U0227566	146 x 16 x 3600
Smoked Oak	U0253670	146 x 16 x 3600

CODE	DESCRIPTION
U0227567	Perforated Closure Trim 25 x 50 x 3000mm
U0227568	Horizontal Starter Trim 25 x 10 x 2500mm
U0227569	Vertical Starter Trim 25 x 13 x 2500mm

Minerali

Minerali is a small slip tile suitable for both internal and external walls. Available in white & grey shades, the cladding tiles have numerous texture faces and will bring any featureless wall to life.


- Available as single tiles.
- 34.7 cladding tiles cover approximately 1 face metre²



Artico



Zinco



Artico



Pavestone Walling & Cladding Adhesive 10kg
U0112554

COLOUR	CODE	TILE SIZE (mm)
Artico	U0112550	385 x 75
Zinco	U0112551	385 x 75


Slate Stack

A new and inexpensive way of transforming existing lacklustre brick walls into modern contemporary works of art. Alternatively, if you don't have the walls you need, then new walls can be constructed from economy concrete blocks and faced with the Slate Stack cladding to provide an impressive finish.

COLOUR	CODE	TILE SIZE (mm)
Blue-Black	U0112545	240 x 75
Rusty	U0112546	240 x 75
Blue-Black	U0112547	390 x 75
Rusty	U0112548	390 x 75



Blue-Black



Rust

Rock Stack

Create a garden feature wall with an air of cosy rusticity. Easy to install, this authentic rock cladding quickly transforms old walls, creating a bold contemporary new look. It's a lot less expensive too than starting again.

COLOUR	CODE	TILE SIZE (mm)
Rust	U0112426	385 x 75
Black	U0112427	385 x 75
Cream	U0112428	385 x 75
White	U0112429	385 x 75



Vulcani

Rockwall

Inspired by natural walling this rugged and rustic cladding interlocks easily to produce a seamless look of pure stone at its finest.

- 15.7 cladding tiles cover approximately 1 face metre²
- Available as single tiles.

COLOUR	CODE	TILE SIZE (mm)
Vulcani	U0112553	400 x 160



Vulcani

Brick

Create an internal feature wall with this authentic-looking brick cladding, and porcelain tile. On-trend blends of black, grey and white make this interlocking cladding ideal to create a spectacular indoor or outdoor feature wall.

- 15.7 cladding tiles covers approximately 1 face metre²
- Available as single tiles.

COLOUR	CODE	TILE SIZE (mm)
Sepia	U0112426	400 x 160



Sepia



Sepia


Cladding Stone

Harder, stronger and longer-lasting than most stones. Easy installation, extremely low water absorption and unique medium grey colours make this the ultimate cladding & landscaping solution.

COLOUR	CODE	SIZE (mm)	PACK SIZE (m ²)
Natural Medium Grey	U0149350	100mm (H) X Random Lengths X 10mm	0.5
Natural Medium Grey	U0149351	100mm (H) X Random Lengths X 10mm	0.5
Natural Medium Grey	U0149352	100mm (H) X Random Lengths X 10mm	0.5



Natural Medium Grey



Natural Medium Grey

Heritage

The Heritage range of real stone panels can be used to build a more traditional stone finish to your project. These pre-fabricated cladding panels are made from real split-face stone and assembled in ready-to-mount panels and quoins.



Stacked Carbon



Celtic Blend



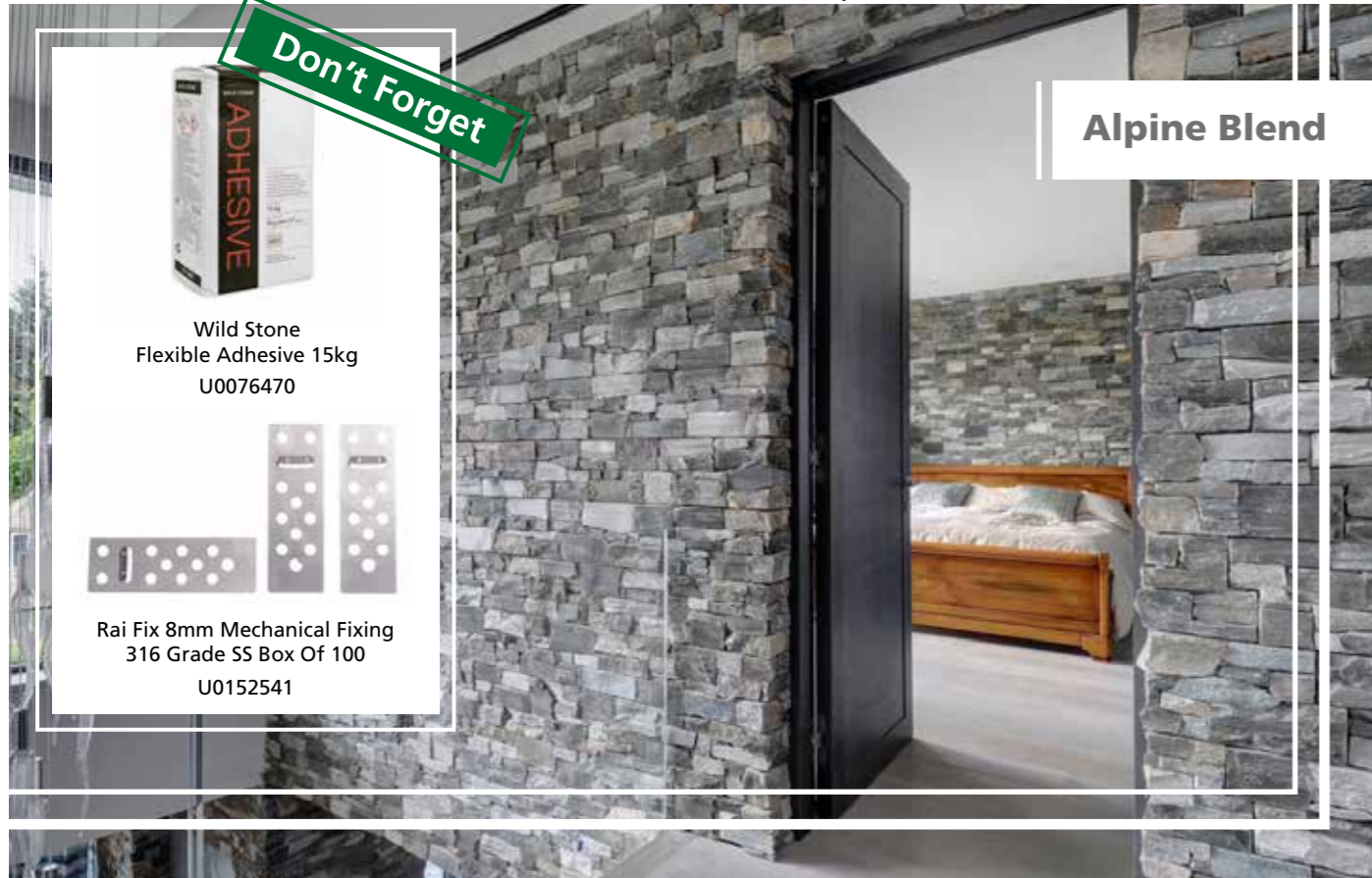
Devon Slate



Alpine Blend



Champagne Quartz



Don't Forget



Wild Stone Flexible Adhesive 15kg
U0076470



Rai Fix 8mm Mechanical Fixing
316 Grade SS Box Of 100
U0152541

Alpine Blend

Ornel

Created by specialists with a passion for providing high-quality, cost-effective and innovative alternatives to traditional stone — our products are unique in both make-up and appearance and offer a finish equal to any traditional application, internal or external.




Nerro



Como



Valencia



Como

COLOUR	CODE	PACK SIZE (m ²)
Nerro	U0184029	0.4
Como	U0184030	0.4

COLOUR	CODE	DESCRIPTION
Nerro	U0184032	Quoin Corner Per Linear Meter
Como	U0184033	Quoin Corner Per Linear Meter

Britannia

The Britannia range of real stone slips sourced exclusively from age old quarries across Great Britain can be used to add a more traditional stone finish to your project.


These classic stone slips are made from natural split-face stone that has been used to build homes and civic buildings for centuries.



Albion White Anglo Blue



Loxley Green Shire Red




Anglo Blue



Shire Red Corner

Rustikotta



Flamed Red Black Oxid Antique Moss

Rustikotta is a versatile modern alternative to traditional products and makes a significant and positive contribution to sustainable development. The best materials and the latest ceramic technology are used to make this product resistant to extreme temperatures, waterproof, easy to install. It also offers pioneering zero maintenance costs, as external conditions do not affect the ceramic, meaning rainwater alone is sufficient to keep it clean.



Antique Moss

Lap Weatherboard

Cedral Lap is easy to install and to maintain. Overlap it horizontally or vertically to create deep shadow lines or fit with an open joint for a minimalistic look. Available in 21 factory-applied colours and 2 wood stain finishes, Cedral Lap can help create a personalised facade.



Platinum Grey

	
White	Platinum Grey
	
Chalk White	Clay Brown
	
Sky Blue	Slate Grey
	
Steel Grey	

COLOUR	CODE	PACK SIZE (m ²)
White	U0028397	3.6
Platinum Grey	U0028398	3.6
Chalk White	U0028399	3.6

COLOUR	CODE	PACK SIZE (m ²)
Clay Brown	U0028400	3.6
Sky Blue	U0028401	3.6
Slate Grey	U0028402	3.6
Steel Grey	U0028403	3.6

Click Weatherboard

Cedral Click external cladding is easy to install and maintain. The planks have a tongue and groove system and can be placed horizontally or vertically. Available in 11 standard colours, with a woodgrain or smooth finish to create a perfect aesthetic finish.

COLOUR	CODE	SIZE (mm)
Grey - Wood	U0028475	3600 x 186 x 12
Dark Grey - Wood	U0028476	3600 x 186 x 12
Slate Grey - Wood	U0028477	3600 x 186 x 12
Slate Grey - Smooth	U0028480	3600 x 186 x 12

		
Platinum Grey	Steel Grey	Slate Grey



Platinum Grey

Double Shiplap

COLOUR	CODE	SIZE (mm)
Light Misty Grey	U0028134	5m x 333mm
Light Sand	U0028135	5m x 333mm
Dark Colonial Blue	U0028157	5m x 333mm
Dark Slate Grey	U0028158	5m x 333mm

FCD333E Fortex PVC Cladding Double Shiplap
The Fortex 333mm Double Shiplap cladding is the go-to choice for those wishing to install a textured wood effect cladding solution with the added benefit of quick installation and very low maintenance.



Light Misty Grey



Light Sand



Dark Colonial Blue



Dark Slate Grey



Light Sand



Light Pale Gold

Feather Edge Embossed

The Fortex weatherboard external PVC cladding range is a popular choice for those seeking an alternative to timber or wood cladding. Freefoam's weatherboard cladding features a traditional feather edge finish with a textured wood effect appearance.


COLOUR	CODE	SIZE (mm)
Light White	U0028152	5m x 170mm
Light Pale Gold	U0028153	5m x 170mm
Light Sand	U0028154	5m x 170mm
Light Misty Grey	U0028155	5m x 170mm
Dark Colonial Blue	U0028177	5m x 170mm
Dark Argyl Brown	U0028178	5m x 170mm
Dark Storm Grey	U0028179	5m x 170mm
Dark Pale Blue	U0028180	5m x 170mm
Dark Slate Grey	U0028181	5m x 170mm
Dark Cappucino	U0028182	5m x 170mm
Dark Sage Green	U0028183	5m x 170mm




Light White



Light Pale Gold




Light Sand



Light Misty Grey



Dark Colonial Blue



Dark Argyl Brown



Dark Storm Grey



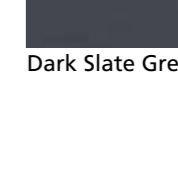
Dark Pale Blue



Dark Slate Grey



Dark Cappucino



Dark Sage Green



Hardie® Plank

If you're looking for a versatile, low-maintenance weatherboard with a natural and beautiful texture, look no further than Hardie® Plank fibre cement cladding. It's the facade of choice for builders and homeowners alike, protecting and beautifying millions of homes.

COLOUR	CODE	SIZE (mm)	COLOUR	CODE	SIZE (mm)
Midnight Black	U0028498	3600 x 180 x 8	Pearl Grey	U0028505	3600 x 180 x 8
Anthracite Grey	U0028499	3600 x 180 x 8	Soft Green	U0028506	3600 x 180 x 8
Sail Cloth	U0028500	3600 x 180 x 8	Boothbay Blue	U0028507	3600 x 180 x 8
Arctic White	U0028501	3600 x 180 x 8	Slate Grey	U0028508	3600 x 180 x 8
Light Mist	U0028502	3600 x 180 x 8	Iron Grey	U0028509	3600 x 180 x 8
Heathered Moss	U0253729	3600 x 180 x 8			
Monterey Taupe	U0253997	3600 x 180 x 8			
Cobble Stone	U0028504	3600 x 180 x 8			



Hardie® VL Plank

Hardie® VL Plank weatherboard ushers in a new era of contemporary facade solutions. Engineered to deliver unparalleled performance and easy fitting, Hardie® VL Plank interlock is the perfect alternative to traditional shiplap cladding, while maintaining all the benefits of fibre cement cladding.



COLOUR	CODE	SIZE (mm)
Anthracite Grey	U0028557	3600 x 214 x 11
Artic White	U0028558	3600 x 214 x 11
Light Mist	U0028559	3600 x 214 x 11
Midnight Black	U0028560	3600 x 214 x 11
Sail Cloth	U0028561	3600 x 214 x 11

VersaFence

NEW

VersaFence Composite Fencing is a long-lasting rot-proof low maintenance fencing option, that offers a great combined contemporary and traditional style to any garden. These are great for creating a secure modern perimeter fence, with a sleek polished finish.

Complete Composite Fencing Versafence Board 1830 x 160 x 20mm

COLOUR	CODE
Silver	U0230513
Anthracite	U0230514
Maple	U0230515
Charcoal	U0230516
Brown	U0230517



Complete Composite Fencing Versafence Top Board 1830 x 150 x 20mm

COLOUR	CODE
Silver	U0230519
Anthracite	U0230520
Maple	U0230521
Charcoal	U0230522
Brown	U0230523



Complete Composite Fencing Versafence Inserts (Pack of 2)

COLOUR	CODE
Silver	U0230525
Anthracite	U0230526
Maple	U0230527
Charcoal	U0230528
Brown	U0230529




Complete Composite Fencing Versafence Insert Caps (Pack of 2)

COLOUR	CODE
Silver	U0230531
Anthracite	U0230532
Maple	U0230533
Charcoal	U0230534
Brown	U0230535



Complete Composite Fencing Versafence Composite Fence Post 2400mm

COLOUR	CODE
Silver	U0249145
Charcoal	U0249146
Oak	U0249147




Complete Composite Fencing Versafence Composite Post Bolt Down Mount

U0249113



Complete Composite Fencing Versafence Composite Post Cap

COLOUR	CODE
Silver	U0249149
Charcoal	U0249150
Oak	U0249151



Complete Composite Fencing Versafence Composite Post Bolt Down Mount Bolts (Pack Of 4)

U0249114





Waney

This Waney fence panel is a great value traditional style fence panel from the budget range of fencing panels. This fencing panel has a water based treatment applied to it for a long lasting life.

CODE	Size
U0010887	6 x 2
U0010888	6 x 3
U0010889	6 x 4
U0010890	6 x 5
U0010891	6 x 6

Scorpion Fence Panel Security Clip

Stop your fence panels from rattling and lifting when the winter winds blow.



Vertical Board

Denbigh Timber Vertical Board Fence Panel

CODE	Size
U0010906	6 x 2
U0010907	6 x 3
U0010908	6 x 4
U0010909	6 x 5
U0010910	6 x 6



Vertical Board

Denbigh Timber Tanalised Vertical Board Fence Panel

CODE	Size
U0010911	6 x 2
U0010912	6 x 3
U0010913	6 x 4
U0010914	6 x 5
U0010915	6 x 6



Denbigh Timber Hit + Miss Fence Panel

CODE	Size mm
U0010916	1795 x 600
U0010917	1795 x 900
U0010918	1795 x 1200
U0010919	1795 x 1500



Denbigh Timber Round Top Picket / Pallisade Panel

CODE	Size mm
U0010944	1795 x 600
U0010945	1795 x 900
U0010946	1795 x 1200
U0010947	1795 x 1500



Denbigh Timber Hit + Miss Fence Panel

CODE	Size
U0010940	1795 x 600
U0010941	1795 x 900
U0010942	1795 x 1200
U0010943	1795 x 1500



Denbigh Timber Round Top Gate Picket/Palisade

CODE	Size mm
U0010948	900 x 914
U0010949	1200 x 914



Elite Panel

From the Elite range of fencing panels the Acorn is one of our best sellers. This decorative panel is an alternative to the standard fencing panels. This will give your garden the stylish look and screen off an area of your garden in style. This trellis topped panel benefits from the inclusion of a diagonally structured full width integral trellis. This fencing panel has been pressure treated for a longer lifespan.

Corner off your garden in style with these high quality fencing panels constructed with tongue & groove, v-jointed timber boards..



RANGE	CODE	SIZE mm
Elite Acorn Precedent	U0010979	1828 x 1200
Elite Acorn Precedent	U0010980	1828 x 1500
Elite Oak Precedent	U0010981	1828 x 1200
Elite Oak Precedent	U0010982	1828 x 1500



Square Trellis Panel


This open style trellis range has multiple uses. These trellis panels can be used as fencing or as an infill for pergola features, with matching fan trellis & gates. This range of Trellis panels are fantastic to give your plants and climbers a little helping hand, they also look great in any garden.

3"

CODE	Size
U0010920	6 x 1
U0010921	6 x 2
U0010922	6 x 3
U0010923	6 x 4
U0010924	6 x 5
U0010925	6 x 6

6"

CODE	Size
U0010926	6 x 1
U0010927	6 x 2
U0010928	6 x 3
U0010929	6 x 4
U0010930	6 x 5
U0010931	6 x 6



Diamond Trellis Panel

3" Diamond Trellis Panel dipped treated


3"

CODE	Size
U0010934	6 x 1
U0010935	6 x 2
U0010936	6 x 3
U0010937	6 x 4
U0010938	6 x 5
U0010939	6 x 6



Skyline

Skyline Western Red Cedar Slats are selected from the highest grade available and machined to a smooth finish on all four sides with a small pencil round (radius) on each corner for a beautiful aesthetic look, adding a touch of class to any garden or outside living space.



Red Cedar

COLOUR	CODE	SLAB SIZE (mm)
Red Cedar	U0182401	44 x 18 x 1830

Fencing **RONSEAL**[®]



Ronseal One Coat Fencilife Stain 5L

COLOUR	CODE
Dark Oak	U0015157
Red Cedar	U0015158
Medium Oak	U0015159
Forest Green	U0015160
Harvest Oak	U0015161
Tudor Black Oak	U0015162



Fencing **RONSEAL**[®]



Ronseal Ultimate Decking Oil

2.5L

COLOUR	CODE
Clear	U0015219
Natural Oak	U0015222
Natural Cedar	U0015223
Natural Pine	U0015224


5L

COLOUR	CODE
Natural	U0015220
Natural Cedar	U0015226
Natural Oak	U0015227
Natural Pine	U0015228
Teak	U0015229
Dark Oak	U0154317



Ronseal One Coat Fencilife Stain 9L

COLOUR	CODE
Medium Oak	U0015170
Dark Oak	U0015171
Forest Green	U0015172
Red Cedar	U0015173
Harvest Gold	U0015174
Tudor Black Oak	U0015175



Ronseal Fence Life Plus 5L

COLOUR	CODE	COLOUR	CODE
Sage	U0015399	Dark Oak	U0015406
Slate	U0015400	Medium Oak	U0015407
Willow	U0015401	Red Cedar	U0015408
Cornflower	U0015402	Forest Green	U0015409
Country Oak	U0015403	Harvest Gold	U0015410
Charcoal Grey	U0015404	Tudor Black Oak	U0015411
Warm Stone	U0015405	Midnight Blue	U0077866



Fencing

Sawn UC4 Brown Treated Incised Post



CODE	Size (mm)
U0032319	75 x 75 1800
U0032320	75 x 75 2400
U0152810	75 x 75 3000
U0116461	100 x 100 1800
U0116462	100 x 100 2400
U0116463	100 x 100 3000

Sawn UC4 Green Treated Incised Post



CODE	Size (mm)
U0032315	75 x 75 1800
U0032317	75 x 75 2400
U0032318	75 x 75 3000
U0032324	100 x 100 1800
U0032326	100 x 100 2400
U0032327	100 x 100 3000

Perry Post Spike



CODE	Size (mm)
U0237507	75 x 75 x 600
U0237508	75 x 75 x 750
U0237509	100 x 100 x 750

Perry Post Bolt Down Support



CODE	Size (mm)
U0237511	75 x 75
U0237512	100 x 100

Fencing



Slotted Concrete Intermediate Post



CODE	Size (mm)
U0006801	5' - 1525
U0006804	6' - 1830
U0006807	7' - 2135
U0006810	8' - 2440
U0006813	9' - 2745
U0006816	10' - 3040

Slotted Concrete End Post



CODE	Size (mm)
U0006802	5' - 1525
U0006805	6' - 1830
U0006808	7' - 2135
U0006811	8' - 2440
U0006814	9' - 2745
U0006817	10' - 3040

Slotted Concrete Corner Post



CODE	Size (mm)
U0006803	5' - 1525
U0006806	6' - 1830
U0006809	7' - 2135
U0006812	8' - 2440
U0006815	9' - 2745
U0006818	10' - 3040

Concrete Gravel Board



CODE	Size (mm)
U0006840	1830 x 305 x 50
U0006841	1830 x 305 x 50
U0006842	1830 x 150 x 50

Concrete Semi Dry Recessed Gravel Board



CODE	Size (mm)
U0006845	1830 x 150 x 50
U0006846	1830 x 305 x 50

Wet Cast Intermediate Slotted Post



CODE	Size (m)
U0075882	1.37
U0075885	1.75
U0075888	2.05
U0075891	2.36
U0075894	2.66
U0075897	3

Wet Cast End Slotted Post



CODE	Size (m)
U0075883	1.37
U0075886	1.75
U0075889	2.05
U0075892	2.36
U0075895	2.66

Wet Cast Corner Slotted Post



CODE	Size (m)
U0075884	1.37
U0075887	1.75
U0075890	2.05
U0075893	2.36
U0075896	2.66

Hanson PostFix U0112243



Hanson Fast Set Postfix U0006297





V-Mex Mesh Fencing Panel

IAE Vmex® V3 is our most cost effective perimeter mesh fence system.

IAE Vmex V3 is designed to be unobtrusive whilst still offering a good level of security. The weld mesh panels with longitudinal profiles are manufactured from 5mm (nom.) horizontal and 4mm (nom.) vertical wires to give 200 x 50mm maximum wire centre spacing.

CODE	Size (mm)
U0010530	1800
U0010531	2400

V-Mex Extra Fitting Pack (10 Clips & Screws)

U0010536



Don't Forget

Description	CODE
60 X 60 RHS Mesh Fencing Corner Post 2400mm Inc 10 Clamping Clip M8 Screws & 1 Cap	U0010534
60 X 60 RHS Mesh Fencing Post 2400mm Including 5 Clamping Clip M8 Screws & 1 Cap	U0010532
60 X 60 RHS Mesh Fencing Corner Post 3150mm Inc 12 Clamping Clip M8 Screws & 1 Cap	U0010535
60 X 60 Rhs Mesh Fencing Post 3150mm Including 6 Clamping Clip M8 Screws & 1 Cap	U0010533
V-Mex Screwdriver Bits	U0010537



Aluminium Gates

Elegant, modern and aesthetically pleasing to the eye - the perfect solution to protect your property, designs bring a contemporary twist to the traditional style, making them suitable for all types of properties.

Why aluminium?

- Naturally corrosion-resistant. Aluminium oxide generates a rust-resistant shield, suitable for a saline environment.
- Aluminium is a perfect material for the fabrication of gates – strong, stable and lighter than traditional materials.
- Naturally low maintenance – simply wash down with soapy water and rinse. Available in a variety of sizes and colours for a beautifully aesthetic finish.
- Eco-friendly – aluminium gates can be purchased from recycled material for a lesser environmental impact, and can be recycled again.




Pedestrian Gate



The aluminium flanged gate posts allow the gates to become more versatile and fit into any space.

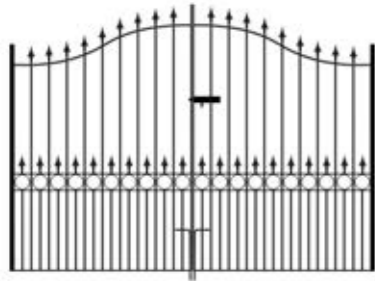
Driveway gates



Ironcraft gates

The professionals at Burbage Iron Craft have been designing and manufacturing gates for well over 30 years. Our gates and railings can be found all across the UK, securing homes and adding beauty.

Offering everything from bespoke designed gates to a very extensive range of standard gates making them ideal for every application and property type.



Wooden Gates



Quality range of British made gates

A range of quality wooden gates and timber products are produced at our Joinery & Sawmill in Somerset. This natural material is used to create products that are built to last.



Tumbled

Natural stone walling can be used to create beautiful features within a garden design and for perimeter walling. This range has been designed and hand-crafted by stonemasons to give a soft 'old world' rustic appearance.



Old Cotswold



Old York

Old York

COLOUR	CODE	SIZE (mm)
Old Cotswold	U0070032	290 x 100 x 40/70
Old York	U0070033	290 x 100 x 40/70
Old Cotswold	U0070035	215 x 100 x 40/70
Old York	U0070036	215 x 100 x 40/70

Moodul

Moodul is a contemporary modular building block, innovatively designed to allow the creation of stunning features in your garden. Moodul adds new dimensions to your landscaping project and building with Moodul is achievable by a proficient DIYer. Moodul is so much more than an ordinary building block. With Moodul you can create a structure that's as functional or as artistic as you want. From a simple wall to an attractive planter, from a basic bench to a complete outdoor room.



Grey



Black

COLOUR	CODE	SIZE (mm)
Grey Block	U0070038	600 x 300 x 90
Black Block	U0070039	600 x 300 x 90
Grey Cover Stone	U0070041	600 x 300 x 75
Black Cover Stone	U0070042	600 x 300 x 75



Black



Grey


AbbeyStone

The Abbey Stone walling collection has been designed to give the appearance of a variety of types of natural stone. The range of popular colours means that it is an easy to use product that compliments the rest of your garden and home.

COLOUR	CODE	SLAB SIZE (mm)
Calder Brown	U0010318	200 x 65 x 100
Mellow York	U0010319	200 x 65 x 100
Quarry Grey	U0010320	200 x 65 x 100
Calder Brown	U0010322	300 x 65 x 100
Mellow York	U0010323	300 x 65 x 100
Quarry Grey	U0010324	300 x 65 x 100
Calder Brown	U0010326	300 x 140 x 100
Mellow York	U0010327	300 x 140 x 100
Quarry Grey	U0010328	300 x 140 x 100



Mellow York



Calder Brown



Quarry Grey



Apex

A complete range of once and twice weathered copings and pier caps. It's a smart, smooth finish and a choice of two colours Portland Grey and Welsh Slate. Adding copings and pier caps to a wall not only completes the look with a smarter finish but they will also protect your walling from the elements.

COPING

COLOUR	CODE	SLAB SIZE (mm)
Barley	U0010409	600 x 140
Welsh Slate	U0010410	600 x 140
Barley	U0010412	600 x 280
Welsh Slate	U0010413	600 x 280

PIER CAP


COLOUR	CODE	SLAB SIZE (mm)
Welsh Slate	U0010423	250 x 250
Barley	U0010425	300 x 300
Welsh Slate	U0010426	300 x 300
Barley	U0010428	380 x 380
Welsh Slate	U0010429	380 x 380
Barley	U0010431	460 x 460
Welsh Slate	U0010432	460 x 460
Barley	U0010434	520 x 520
Welsh Slate	U0010435	520 x 520



Barley



Welsh Slate



Garden Stone

Garden stone is a dry walling solution with a decorative finish on each side. With the product faced on both sides, this feature allows for making a statement with curved features or stylish separation areas.




Bracken



Slate



Heather



Heather

Walling

COLOUR	CODE	SLAB SIZE (mm)
Bracken	U0089290	300/260 x 180 x 120
Slate	U0089291	300/260 x 180 x 120
Heather	U0089292	300/260 x 180 x 120

Corner

COLOUR	CODE	SLAB SIZE (mm)
Bracken	U0089296	230/210 x 180 x 120
Slate	U0089297	230/210 x 180 x 120
Heather	U0089298	230/210 x 180 x 120

Coping

COLOUR	CODE	SLAB SIZE (mm)
Bracken	U0089300	310/255 x 240 x 70
Slate	U0089301	310/255 x 240 x 70
Heather	U0089302	310/255 x 240 x 70

Concrete Coping & Caps

Ibstock Saddleback capping is available in any walling stone colour and finish, in half-round format or cock and hen, and complements any of Ibstock walling stone products.

Concrete Coping Twice Weathered

CODE	SIZE (inch)
U0006777	5 x 24"
U0006778	5 1/2 x 24"
U0006779	7 x 24"
U0006780	9 x 24"
U0006781	11 x 24"
U0006782	12 x 24"



Concrete Once Weathered Splayed Coping

CODE	SIZE (mm)
U0006784	300 x 600
U0006785	165 x 600
U0163229	355 x 610
U0163231	405 x 915



Concrete Pillar Cap

CODE	SIZE (inch)
U0006788	9 x 9"
U0085800	11x 11"
U0006789	12 x 12"
U0006790	16 x 16"
U0006791	18 x 18"
U0006792	21 x 21"
U0006793	24 x 24"



Brick Centres

- **Over 10 million bricks** in stock and ready for delivery.
- Huge selection with **over 500 different brick types** available.
- **Specialist** knowledgeable staff.
- **FREE brick matching service.**
- **4 locations** offering nationwide delivery, with specialist delivery vehicles available*.

(*carriage charges may apply)

Contact us today for all your brick requirements



**Warrington
Brick Centre**

Forrest Way,
Gateworth Ind Estate,
Warrington, Cheshire
WA5 1DF

T: 01925 445865

E: warrington@huwsgray.co.uk

**Llay
Brick Centre**

Huws Gray,
Llay Road, Llay,
Wrexham,
LL12 0TL

T: 01978 855000

E: llay@huwsgray.co.uk

**Sudbury
Brick Centre**

Off Windham Road,
Chilton Industrial Estate,
Sudbury, Suffolk,
CO10 2XH

T: 01787 881777

E: sudbury@huwsgray.co.uk

**Broxburn
Brick Centre**

1 Drovers Road,
East Mains Industrial Estate,
West Lothian,
EH52 5NP

T: 01506 852555

E: broxburnbricks@huwsgray.co.uk

www.huwsgray.co.uk/bricks

Walling

ITWB Huws Gray Highland - 65mm



CODE	TYPE
U0245951	Dragfaced
U0245953	Rustic
U0245954	Smooth

Ibstock Birtley Blend Brick Solus Huws Gray - 65mm



CODE	TYPE
U0000755	Watergate Red Blend
U0000762	Old Chapel Blend Brick
U0000763	Old Chapel Blend Rumbled

Terca Trentino Brick 65mm (No Legs) Solus Huws Gray Group

U0182998



Ibstock Eclipse Suregraft / Leicester Red Stock Brick 65mm

U0213442



Vandersanden Delft Multi Brick 65mm

U0000544



Warren Multi Brick 65mm

U0250997



Gardening



Hallstone Big Bag Blended Loam Topsoil
500L (when packed)
U0251152



Hallstone Big Bag Bark Mulch
500L (when packed)
U0251153



Hallstone Play Grade Wood Chippings
500L (when packed)
U0251154



Hallstone Big Bag Multi Purpose Peat Free Compost
500L (when packed)
U0251155



Gardening



Rolawn Play Grade Bark Chippings
500L (when packed)
U0251156



Rolawn Big Bag Landscaping Bark
500L (when packed)
U0251157



Rolawn Big Bag Beds & Borders Topsoil
500L (when packed)
U0254002



Heart Of Eden Mini Bag Enriched Topsoil 35L
U0251158



Heart Of Eden Mini Bag All Purpose Natural Compost
Peat Free 50L
U0251159



Heart Of Eden Mini Bag Decorative Bark 60L
U0251160





Strata 210l Water Butt With Tap & Lockable Lid
U0011527



Strata Stand For 210l Water Butt Peat Free 50l
U0011528



Strata 100l Slimline Water Butt Set Incl Tap Stand & Filler
U0011526



Strata 50cm Oakwood Barrel Planter
U0011522



Classic Turf

Inturf's classic garden lawn turf is real turf grown at the Inturf nursery, offering a practical and easy way to complete a garden makeover with ready-grown, real rolls of grass.

It's grown from a tetraploid seed mixture evolved by Inturf to create a fast establishing grass that's low maintenance and has a high drought and wear tolerance. The highest standards of purity and germination ensures high-quality grass. This classic variety boasts a fine-leaved nature that's durable and versatile, making it ideal for many environments including domestic lawns, commercial landscapes and even golf courses and show gardens.



CODE	SIZE
U0173550	1m ² Roll (Multiples Of 60m ²)
U0237549	1m ² Roll (Anything Other Than Multiples Of 60m ²)

Artificial Grass

This stunning Trent artificial grass looks truly amazing and it's the perfect grass for any urban environment.

RANGE	CODE	SIZE (mm)	SUPPLIED IN
Royal Savoy	U0075854	40	Multiples of 4m ²
Royal Savoy	U0011148	40	Multiples of 5m ²
Royal Savoy	U0011147	40	Cut to size

RANGE	CODE	SIZE (mm)	SUPPLIED IN
Royal Avon	U0075853	30	Multiples of 4m ²
Royal Avon	U0011143	30	Multiples of 5m ²
Royal Avon	U0011149	30	Cut to size

RANGE	CODE	SIZE (mm)	SUPPLIED IN
Royal Trent	U0070297	22	Multiples of 4m ²
Royal Trent	U0011150	22	Multiples of 5m ²
Royal Trent	U0011151	22	Cut to size



Royal Savoy



Royal Avon



Royal Trent



Grass Adhesive Glue
U0011144



Grass Tape Per Mtr
U0011145



Grass Pegs Pack Of 50
U0011146



Grass Universal Hand Cutter Comes With Foc Blades
U0219158

NEW



Don't Forget

Spare Blades
(Pack Of 10)

U0219159

Pergolas

Provide shade and shelter as well as being a stunning outdoor feature.



Garden Furniture



Emily 2 Seater Bench



Emily Bench (2 & 3 Seater) Seat Pads



2 Seater
U0188646



3 Seater
U0188647

CODE	SIZE (W x D x H)
U0011030	1.23 x 0.65 x 0.935m (4ft)

Emily 3 Seater Bench



CODE	SIZE (W x D x H)
U0011031	1.53 x 0.65 x 0.935m (5ft)

Millie Bench



CODE	SIZE (W x D x H)
U0011044	1.2 x 0.8 x 0.9m

Rebecca Bench



CODE	SIZE (W x D x H)
U0229956	1.8 x 0.24 x 0.43m

Garden Furniture



Lily Relax Double Seat



Lily Relax Foot Stool
U0011033



Lily Relax Side Table
U0269301

CODE	SIZE (W x D x H)
U0011032	1.75 x 0.92 x 0.92

Lily Relax Rocking Chair



CODE	SIZE (W x D x H)
U0228204	0.72 x 1.14 x 0.99

Lily Relax Seat



CODE	SIZE (W x D x H)
U0269300	0.72 x 0.92 x 0.92



Freya 2 Seater Bench



CODE	SIZE (W x D x H)
U0224513	1.19 x 0.77 x 1.06

Freya 3 Seater Bench



CODE	SIZE (W x D x H)
U0224514	0.68 x 0.77 x 1.06

Freya Companion Seat



CODE	SIZE (W x D x H)
U0224512	1.90 x 0.95 x 1.06

Freya Chair



CODE	SIZE (W x D x H)
U0224511	0.68 x 0.77 x 1.06



Freya Rectangular Dining Set



Freya Rectangle Table
U0224508

CODE	SIZE (W x D x H)
U0224506	6 Seater 3.10 x 2.40 x 1.06
U0224507	4 Seater 1.50 x 2.40 x 1.06

Freya Round Dining Set



Freya Round Table
U0224509

CODE	SIZE (m)
U0224510	2.50 x 1.06



Terraza Outdoor Kitchen Range



CODE	SIZE (W x D x H)
U0269305	Double Unit 1.21 x 0.58 x 0.89 Corner Unit 1.00 x 1.00 x 0.89



Harriet Dining Set



CODE	SIZE (W x D x H)
U0269303	1.60 x 2.00 x 0.86

Rose Round Picnic Table



CODE	SIZE (W x D x H)
U0011028	2.10m x 0.75m

Garden Pizza Oven Table



CODE	SIZE (W x D x H)
U0213599	0.73 x 0.83 x 0.88

Garden Bar & 2 Stool Set



CODE	SIZE (W x D x H)
U0213598	1.54 x 0.67 x 2.05

Katrina Picnic Table



CODE	SIZE (W x D x H)
U0011026	1.60 x 1.50 x 0.73

Keep Safe Parcel Store



CODE	SIZE (W x D x H)
U0269304	0.58 x 0.44 x 0.84



Chepstow Arbour



CODE	SIZE (W x D x H)
U0011071	1.44 x 0.66 x 2.23

Cheltenham Arbour with Storage Box



CODE	SIZE (W x D x H)
U0011025	1.44 x 0.66 x 2.23



Miami Swing Seat



CODE	SIZE (W x D x H)
U0011035	1.89 x 1.62 x 1.8

Stirling Arbour



CODE	SIZE (W x D x H)
U0269306	2.12 x 1.44 x 2.10

Dorset Arbour



CODE	SIZE (W x D x H)
U0011024	1.568 x 0.670 x 1.995

Tenby Arbour



CODE	SIZE (W x D x H)
U0011070	2.07 x 0.85 x 2.07

Starlight Arch



CODE	SIZE (W x D x H)
U0011074	1.34 x 0.72 x 2.23

Horizon Arch



CODE	SIZE (W x D x H)
U0011034	1.80 x 1.30 x 2.20

Overlap Apex

If you require additional storage space for your garden equipment and tools, Shire provides various options for sheds that you can choose from. Additionally, we offer log cabins that can serve several purposes like a quiet retreat, gym or office.

Overlap Apex Garden Shed Double Door (No Window) Dipped.

Bespoke sheds are also available to order.



8 x 6

CODE	SIZE
U0096885	6 x 4
U0096886	8 x 6



Bespoke sheds & log cabins available to order!
Ask in branch for more information



Tools



OX-T081924 Combination Rubber Mallet 24oz
U0098221

NEW



OX-P406224 Pro Soft Grip Grout Float 100 x 240mm
U0098406

NEW



OX-P081824 Pro White Rubber Mallet 24oz
U0098312

NEW



OX-P161801 Pro Tile System Adjustable Pliers
U0098485

NEW



Tools



OX-P161810 Pack Of 100 Pro Tile System Wedges
U0098486

NEW



Spectrum Mpt-115/22, 230/22, 3/20 Pro 2cm
Porcelain Cutting Blade

22.23 x 115mm - U0098568
22.23 x 230mm - U0098569
20 x 300mm - U0098570



Pack Of 250 Pro Tile System Spacers
OX-P162732 - 2 x 22mm - U0098487
OX-P162772- 3 x 22mm - U0098488

NEW



Grabo Powered Vacuum Lifter



GRAB220 Plus - U0116678
GRAB300 Pro - U0116679



Plus

Pro

Tools



DGA452Z 18v Body Only Grinder 115mm
No Batteries or Charger
U0104213



DUC353Z 18v Body Only Twin Battery
Chainsaw No Batteries or Charger
U0104227



Tools



DCE090ZX1 36v Body Only
Brushless Disc Cutter
U0104352



DC18RC/2 18v LXT Li-Ion Battery
Charger 240v
U0000011



DC18RD 18v LXT Li-Ion Twin Battery Charger 240v
U0104228



BL1850B 5.0ah Li-Ion Battery 18v 632f15-1
U0000008



DUB186Z 18v Body Only Blower No
Batteries or Charger
U0104355



DUR181Z/DUH523Z 18v Body Only Line Trimmer & Hedge
Trimmer No Batteries or Charger
U0104358



DUN461WZ 18v Body Only Pole Hedge Trimmer
No Batteries or Charger
U0104363



Use your Huws Gray account for plant & tool hire!

- Competitive pricing, including a damage waiver through HIRE PROTECT, for your peace of mind
- HAE stringent service checked plant, tools and equipment
- Knowledgeable, helpful advice
- Fast and efficient service to help you get the job done
- Dedicated fleet of delivery vehicles ensures all equipment arrives on time



HUWS GRAY

Find your nearest
store online

hirebase.uk

HIREBASE
PLANT & TOOL HIRE
Part of the Huws Gray Group

We're looking for



WIN £2500*

*In credit or vouchers for redemption at any Huws Gray or Huws Gray Group branch.

Could you or your contractor be our Landscaper of the year 2024?

If you have a project to be proud of, submit your entry online with a few photos for the chance to win our award along with £2500 worth of Huws Gray credit or vouchers.



Scan the QR code to find out more

SCAN ME



SPONSORED BY



NATURAL BEAUTY. HANDMADE ELEGANCE.

Can't pick a favourite?

Don't worry...it's free to enter and you can submit as many projects as you like.

www.huwsgray.co.uk



HUWS GRAY

Find your nearest branch online at:
www.huwsgray.co.uk

Disclaimer: Images shown are for illustration purposes only and may differ slightly. The colours shown may vary slightly, please visit your local Huws Gray branch for exact product availability. Although every care has been taken to ensure accuracy, we cannot accept liability in the event of any errors. For full T&C's please visit your local branch. HG-0176-23